

**Guidelines
for the Conduct of Test for
Distinctiveness, Uniformity and Stability**

On

Chickpea
(Cicer arietinum L.)



**Protection of Plant Varieties and Farmers' Rights Authority
(PPV & FRA)**

Government of India

Reproduced from

Plant Variety Journal of India. Vol. 1(1), 2007

First Print

500 copies - February, 2007

Copyright© & Published by

Registrar, on behalf of the Chairperson, PPV & FR
Authority, New Delhi - 110 012

Printed by:

Chandupress
D-97, Shakarpur, Delhi-92
Ph.: 22526936

1. Subject

These test guidelines shall apply to all varieties, hybrids and parental lines of Chickpea (*Cicer arietinum* L.)

II. Seed material required

1. The Protection of Plant Varieties and Farmers' Rights Authority (PPV & FRA) shall decide when, where and in what quantity and quality of the seed material are required for testing a variety denomination applied for registration under the Protection of Plant Variety and Farmers' Rights (PPV & FR) Act, 2001. Applicants submitting such seed material from a country other than India shall make sure that all customs and quarantine requirements stipulated under relevant national legislations and regulations are complied with. The minimum quantity of the seed to be provided by the applicant shall be 3000 gram in the case of Kabuli type and 2000 gram for Desi type of the candidate variety. Each of these seed lots shall be packed and sealed in ten equal weighing packets and submitted in one lot.
2. The seed submitted shall have at least 95 % germination, 98% physical purity, highest genetic purity, uniformity, sanitary and phyto-sanitary standards. In addition the moisture content of the seed shall not exceed 8 - 9% to meet the safe storage requirement. The applicant shall also submit along with the seed a certified data on germination test made not more than one month prior to the date of submission.
3. The seed material shall not have been subjected to any chemical or bio-physical treatment.

III. Conduct of tests

1. The minimum duration of the DUS tests shall normally be at least two independent similar growing seasons.
2. The test shall normally be conducted at least at two test locations. If any essential characteristics of the candidate variety are not expressed for visual observation at these locations, the variety shall be considered for further examination at another appropriate test site or under special test protocol on expressed request of the applicant.
3. The field tests shall be carried out under conditions favouring normal growth and expression of all test characteristics. The size of the plots shall be such that plants or parts of plants could be removed for measurement and observation without prejudicing the other observations on the standing plants until the end of the growing period. Each test shall include about 500 plants, in the plot size and planting space specified below across three replications. Separate plots for observation and measurement can only be used if they have been subjected to similar environmental conditions. All the replications shall be sharing similar environmental conditions of the test location.

4. Test plot design

Number of rows	:	8
Row length	:	5 m
Row to row distance	:	45 cm
Plant to plant distance	:	20 cm
Expected plants/replication	:	200
Number of replications	:	3

5. Observations shall not be recorded on plants in border rows.
6. Additional test protocols for special purpose shall be established by the PPV & FR Authority.

IV. Methods and observations

1. The characteristics described in the Table of characteristics (see section VII) shall be used for the testing of varieties, inbred lines and hybrids for their DUS.
2. For the assessment of Distinctiveness and Stability, observations shall be made on 30 plants or parts of 30 plants, which shall be divided among 3 replications (10 plants in each replication).
3. For the assessment of Uniformity of characteristics on the plot as a whole (visual assessment by a single observation of a group of plants or parts of plants), a population standard of 1% with an acceptance probability of at least 95% shall be applied. In the case of a sample size of 100 plants, the number of off-types shall not exceed 3.
4. For the assessment of all colour characteristics, the latest Royal Horticultural Society (RHS) colour chart shall be used.

V. Grouping of varieties

1. The candidate varieties for DUS testing shall be divided into groups to facilitate the assessment of Distinctiveness. Characteristics, which are known from experience not to vary, or to vary only slightly within a variety and which in their various states are fairly evenly distributed across all varieties in the collection are suitable for grouping purposes.
2. The following characteristics are proposed to be used for grouping Chickpea varieties:
 - a) Time of flowering (Characteristic 3)
 - b) Flower : Colour (Characteristic 9)
 - c) Seed: Colour (Characteristic 15)
 - d) Seed : Size (Characteristic 16)

VI. Characteristics and symbols

1. To assess Distinctiveness, Uniformity and Stability, the characteristics and their states as given in the Table of characteristics (Section VII) shall be used.
2. Note (1 to 9) shall be used to describe the state of each character for the purpose of digital data processing.
3. Legend:
 - (*) Characteristics that shall be observed during every growing period on all varieties and shall always be included in the description of the variety, except when the state of expression of any of these characters is rendered impossible by a preceding phenological characteristic or by the environmental conditions of the testing region. Under such exceptional situation, adequate explanation shall be provided.
 - (+) See Explanation on the Table of characteristics in Section VIII. It is to be noted that for certain characteristics the plant parts on which observations to be taken are given in the explanation or figure(s) for clarity and not the colour variation.
4. The optimum stage of plant growth for assessment of each characteristic is given in the sixth column of Table of characteristics.
5. Type of assessment of characteristics indicated in column seven of Table of characteristics is as follows :

MG : Measurement by a single observation of a group of plants or parts of plants

MS : Measurement of a number of individual plants or parts of plants

VG : Visual assessment by a single observation of a group of plants or parts of plants

VS : Visual assessment by observation of individual plants or parts of plants

VII. Table of characteristics

S.No	Characteristics	States	Note	Example varieties	Stage of observation	Type of assessment
1	2	3	4	5	6	7
1. (*)	Stem: Anthocyanin colouration	Absent Present	1 9		Before flowering	VS
2.	Stem: Height at initiation of first flower	Low (<8 nodes) Medium (8-15 nodes) High (>15 nodes)	3 5 7		First flowering	MS
3. (*)	Time of flowering (50% of the plants with at least one open flower)	Extra early (<40 days) Early (40-60 days) Medium (61-80 days) Late (>80 days)	1 3 5 7		First flowering	VG
4. (*) (+)	Plant: Growth habit	Erect (0-150 from vertical) Semi-erect (16-600 from vertical) Spreading (61-800 from vertical)	3 5 7		50 % flowering	VG
5. (*)	Plant: Color of foliage	Light green Medium green Dark green Greenish purple	1 2 3 4		50% flowering	VG
6. (*)	Leaflet : Size (length) (middle of the plant and middle of the leaf)	Small (<10mm) Medium (10-15mm) Large (>15mm)	3 5 7		50% flowering	MS

7.	Leaf: Pattern	Simple	1	50% flowering	VS
		Compound	2		
		Pinnate	3		
8.	Flower: Number per peduncle	Single	1	50% flowering	MS
		Twin	3		
9. (*)	Flower: Colour	White	1	50% flowering	VG
		Pink	2		
		Blue	3		
10.	Flower : Stripes on standard	Absent	1	50% flowering	VG
		Present	9		
11.	Peduncle: Length	Short (<5mm)	3	Pod development	VG
		Medium (5-10mm)	5		
		Long (>10mm)	7		
12. (*)	Plant : Height	Short (<45 cm)	3	Fully developed green pod	MS
		Medium (45-65 cm)	5		
		Tall (>65 cm)	7		
13. (*)	Pod: Size(length)	Small (<15 mm)	3	Harvest maturity	MS
		Medium (15-20 mm)	5		
		Large (>20 mm)	7		
14.	Pod: Number of seeds	One	1	Harvest maturity	MS
		More than one	3		
15. (*)	Seed: Colour	Beige (kabuli)	1	30 days after harvest	
		Creamy beige	2		
		Green	3		
		Yellow	4		
		Orange	5		

		Brown	6			
		Dark brown	7			
		Grey	8			
		Black	9			VG
16. (* (+)	Seed : Size (weight of 100 seeds at 10% moisture content)	Very small (<20g)	1		30 days after harvest	MG
		Small (20-25g)	3			
		Medium (26-35g)	5			
		Large (36-45g)	7			
		Very large (>45g)	9			
17. (* (+)	Seed: Shape	Pea-shaped	1		30 days after harvest	VG
		Owl's head	2			
		Angular	3			
18. (* (+)	Seed: Testa texture	Rough	1		30 days after harvest	VG
		Smooth	2			
		Tuberculated	3			
19. (* (+)	Seed : Ribbing	Absent	1		30 days after harvest	VG
		Present	9			
20.	Seed: Type	Desi	1		30 days after harvest	VG
		Kabuli	3			

VIII. Explanations on the table of characteristics

Characteristic 4. Plant: Growth habit



3
Erect

5
Semi-erect

7
Spreading


Characteristic 17. Seed: Shape



1
Pea shaped




2
Owl's head




3
Angular

Characteristic 18. Seed: Testa texture



1
Rough



2
Smooth



3
Tuberculated

IX. Working Group detail

The Test Guideline developed by the National Core Committee in consultation with the Project co-ordinator (Chickpea), Indian Institute of Pulses Research (IIPR), Kanpur, the Nodal Officer, DUS Testing, IIPR, Kanpur and the Task Force (1/2005) constituted by the PPV & FR Authority

The Members of the Task Force (1/2005)

Dr. M. V. Rao (Chairman)
Dr. S. Bala Ravi
Dr. A. Seetharam
Dr. O. P. Makhija
Dr. S. P. Sharma
Dr. B. S. Dhillon
Dr. R. V. Singh
Dr. J. L. Tikkoo
Dr. (Mrs.) Malathi Laxmi Kumaran
Dr. (Mrs.) Roshini Nair
Dr. S. K. Chakrabarty

Nodal Person

Dr. S.P. Mishra