



सत्यमेव जयते

ANNUAL ACCOUNTS

2012-13

**TOGETHER WITH SEPARATE AUDIT REPORT
OF CAG AND MANAGEMENT'S REPLY**



Protection of Plant Varieties & Farmers' Rights Authority

Department of Agriculture & Co-operation
Ministry of Agriculture, Government of India
NASC Complex, DPS Marg, New Delhi-110 012
www.plantauthority.gov.in



ANNUAL ACCOUNTS 2012-13

TOGETHER WITH SEPARATE AUDIT REPORT
OF CAG AND MANAGEMENT'S REPLY



Protection of Plant Varieties and Farmers' Rights Authority

Department of Agriculture & Co-operation
Ministry of Agriculture, Government of India
NASC Complex, DPS Marg, New Delhi-110012
www.plantauthority.gov.in

CONTENTS


Sl. No.	Description	Page No.
1.	Balance Sheet	1
2.	Income & Expenditure Account	2
3.	Receipt & Payment Account	3-4
4.	Schedules of Balance Sheet	5-13
5.	Schedules of Income & Expenditure Account	14-19
6.	Prior Period Adjustment (Annexure A)	20
7.	Details of Amount Transferred from Recievable & Payable Projects (Annexure B)	21-22
8.	Details of Amount Recievable from Existing Dus Centres (Annexure C)	23-28
9.	Details of Amount Payable to Existing Dus Centres (Annexure D)	29
10.	Details of Amount Receivable from New Dus Centres (Annexure E)	30-31
11.	Details of Amount Payable to New Dus Centres (Annexure F)	32
12.	Details of Amount Receivable from Referral Laboratories (Annexure G)	33
13.	Details of Amount Receivable from Field Gene Banks (Annexure H)	34
14.	Advance to Training Centres (Annexure I)	35-39
15.	Advance to Outsiders (Annexure J)	40-41
16.	Advance to Staff (Annexure K)	42
17.	Advance Against Dus Test Fees (Annexure L)	43-44
18.	Recovery from Existing Dus Centres/New Dus Centres/Training Centres (Annexure M)	45
19.	Statutory Liabilities Paid (Annexure N)	46
20.	Recovery of Advance from Staff (Annexure O)	47
21.	Advance Paid to Suppliers (Annexure P)	48
22.	Significant Accounting Policies of PPV & FRA (Schedule 24)	49-51
23.	Contingent Liabilities & Notes to Accounts (Schedule 25)	52-56
24.	Separate Audit Report of C & AG	57-61
25.	Management's Reply	62-64

PROTECTION OF PLANT VARIETIES AND FARMERS' RIGHTS AUTHORITY

BALANCE SHEET AS AT 31ST March,2013

Amount (In Rs.)

CORPUS / CAPITAL FUND AND LIABILITIES	Schedule	Current Year	Previous Year
Corpus / Capital Fund	1	13,24,08,267	10,12,55,675
Reserves and Surplus	2	-	-
Earmarked/Endowment Funds	3	-	-
Secured Loans And Borrowings	4	-	-
Unsecured Loans and Borrowings	5	-	-
Deferred Credit Liabilities	6	-	-
Current Liabilities And Provisions	7	4,03,40,487	1,91,77,979
TOTAL		17,27,48,754	12,04,33,654
ASSETS			
FIXED ASSETS	8(A)	2,76,74,241	2,12,03,696
Less: Accumulated Depreciation		1,78,53,194	1,47,54,455
Net Fixed Assets		98,21,047	64,49,241
Capital Work in Progress	8(B)	1,78,38,219	-
Investments-from Earmarked/Endowment Funds	9	-	-
Investments-others	10	-	-
Current Assets,Loans Advances Etc.	11	14,50,89,488	11,39,84,413
Miscellaneous Expenditure (To the Extent Not Written Off or Adjusted)		-	-
TOTAL		17,27,48,754	12,04,33,654
SIGNIFICANT ACCOUNTING POLICIES	24		
CONTINGENT LIABILITIES AND NOTES ON ACCOUNTS	25		



JAI PRAKASH SINGH
Financial Adviser, PPV & FRA, Govt. of India
NASC Complex, New Delhi-110012



R.C. AGRAWAL
Registrar General, PPV & FRA, Govt. of India
NASC Complex, New Delhi-110012




R.R. Hanchinal
Chairperson, PPV & FRA, Govt. of India
NASC Complex, New Delhi-110012

INCOME AND EXPENDITURE ACCOUNT FOR THE YEAR ENDED 31st March, 2013

Amount (In Rs.)


INCOME	Schedule	AUTHORITY FUND		GENE FUND	
		Current Year	Previous Year	Current Year	Previous Year
Income from Sales/ Services	12	–	–	–	–
Grants/Subsidies	13	15,32,70,863	14,45,84,986	50,00,000	50,00,000
Fees/Subscriptions	14	31,72,900	41,02,650	8,49,983	6,78,000
Income from Investments	15	–	–	–	–
Income from Royalty, Publication etc.	16	–	–	–	–
Interest Earned	17	38,22,363	17,67,274	11,44,301	76,23,78
Other Income	18	2,36,569	3,15,027	–	–
Increase/(Decrease) in stock of Finished goods and works in progress	19	–	–	–	–
Deferred Income (Depreciation on fixed asset)		35,83,531	31,00,540	–	–
Prior period Adjustment A/c (Annexure-A)		–	–	–	2,23,473
TOTAL (A)		16,40,86,226	15,38,70,478	69,94,284	66,63,851
EXPENDITURE					
Establishment Expenses	20	3,64,99,570	3,00,50,111	–	–
Other Administrative Expenses etc.	21	2,84,59,357	2,09,61,424	46,04,021	22,13,178
Expenditure on Grants, Subsidies etc.	22	6,30,04,554	5,97,39,470	–	–
Interest	23	3,632	9,562	–	–
Depreciation including Impairment Loss (Net Total at the year-end corresponding to Schedule 8)		35,83,531	31,00,540	–	–
Prior period Adjustment A/c (Annexure-A)		70,70,668	1,15,98,662	81,191	–
TOTAL (B)		13,86,21,312	12,54,59,769	46,85,212	22,13,178
Balance being excess of Income Over Expenditure (A-B)		2,54,64,914	2,84,10,708	23,09,072	44,50,673
Transfer to special Reserve (Specify each)		–	–	–	–
Transfer to /from General Reserve		–	–	–	–
BALANCE BEING SURPLUS (DEFICIT) CARRIED TO CORPUS/CAPITAL FUND		2,54,64,914	2,84,10,708	23,09,072	44,50,673
SIGNIFICANT ACCOUNTING POLICIES	24				
CONTINGEMENT LIABILITIES AND NOTES ON ACCOUNTS	25				



JAI PRAKASH SINGH
Financial Adviser, PPV & FRA, Govt. of India
NASC Complex, New Delhi-110012



R.C. AGRAWAL
Registrar General, PPV & FRA, Govt. of India
NASC Complex, New Delhi-110012




R.R. Hanchinal
Chairperson, PPV & FRA, Govt. of India
NASC Complex, New Delhi-110012

RECEIPTS AND PAYMENTS FOR THE YEAR ENDED 31st MARCH, 2013

Amount (In Rs.)

RECEIPTS	Current Year	Previous Year	PAYMENTS	Current Year	Previous Year
1. Opening Balances			1. Expenses		
a) Cash in Hand	5,000	5,300	a) Establishment Expenses	2,75,83,421	2,08,69,459
b) Bank Balances			b) Administrative Expenses (Authority)	2,21,83,390	1,83,08,129
Gene Fund	58,53,950	1,20,923	2. Payments made against funds		
Authority Fund (SBI) including mode A/c	4,63,722	99,30,186	a) Existing DUS Centres (Annexure - C & D)	3,24,08,334	3,46,16,124
Syndicate Bank	2,41,96,312	25,06,758	b) New DUS Centres (Annexure - E & F)	2,96,31,098	2,60,07,244
Guwahati's bank	48,856	-	c) Referral Labs (Annexure - G)	63,70,000	22,10,500
Ranchi's bank	93,062	-	d) Field Gene Bank (Annexure - H)	53,42,243	71,19,353
2. Grants received			3. Expenditure on fixed Assets and Capital Work in Progress		
a) From Government of India	16,02,33,000	15,00,00,000	a) Purchase of Fixed Assets (Authority)	68,60,060	46,37,286
b) From State Government	-	-	b) Expenditure on Capital Work-in-Progress	64,93,543	-
c) From Other Sources	-	-	4. Advance to Training Centres(Annexure-I)	81,03,165	53,21,499
3. Interest Received	-	-	5. Advance to Suppliers (Annexure-P)	7,16,653	-
a) On Bank deposits			6. Advance to outsiders (Annexure-J)	27,53,256	30,98,574
b) Loans, Advances etc.			7. Advance for construction of Authority Bhawan	-	1,55,23,604
Gene Fund	40,268	-	8. Advance Against DUS Test fees(Annexure L)	51,79,250	9,24,000
Authority Fund	10,86,257	10,48,775	9. Refilling of Franking Machine	1,50,000	1,75,000
4. Advance Received	-	1,05,000	10. Refund to DOAC	-	185
5. Recovery of Advance from Centres (Annexure - M)	4,12,626	3,41,675			
6. Fees / Subscriptions Other Income					

Contd...



JAI PRAKASH SINGH
Financial Adviser, PPV & FRA, Govt. of India
NASC Complex, New Delhi-110012




R.C. AGRAWAL
Registrar General, PPV & FRA, Govt. of India
NASC Complex, New Delhi-110012




R.R. Hanchinal
Chairperson, PPV & FRA, Govt. of India
NASC Complex, New Delhi-110012

RECEIPTS	Current Year	Previous Year	PAYMENTS	Current Year	Previous Year
Application/Registration Fee Received	30,32,000	39,20,000			
PVJ Fees	39,800	49,000	11. Contribution to Organisation/ institutions	26,24,015	–
Fees for Notice of Opposition	1,48,500	12,7,500			
Annual Fees - Gene Fund	7,39,983	5,26,000	12. Advance to Staff (Annexure-K)	41,43,829	28,41,414
Sale of Old Newspapers, Scrap	26,240	600			
DUS Test Fee Received	2,03,61,000	57,97,500	13. Finance Charges	7,909	6,908
Other Income	5,693	683	14. Payments against advance received	55,000	55,000
7. Recovery of Advance from Staff (Annexure- O)	11,99,503	10,39,389			
8. Encashment of FD	11,16,80,872	3,67,97,466	15. Fixed Deposit	13,24,00,000	3,40,00,000
9. Reversal of Stale Cheques	38,503	–	16. Reversal of Stale Demand Draft	32,600	600
10. Encashment of CPF (F.D)	7,99,394	–	17. Payment to DUS Centre against old claim	–	22,38,064
11. Claims of Gratuity received from LIC	2,88,927	–	18. Statutory Liabilities Paid (Annexure N)	44,09,252	37,04,910
12. Wrongly Credited in Bank now reversed	200	2,000	19. Closing Balances		
			a) Cash in Hand	10,000	5,000
			b) Bank Balances		
			State Bank of India (Including Mod)	1,61,84,501	4,63,722
			Syndicate Bank	58,28,425	2,41,96,312
			Gene Fund	1,12,88,001	58,53,950
			Guwahati's bank	17,160	48,856
			Ranchi's bank	14,825	93,062
			Bank in Transit	3,739	–
TOTAL	33,07,93,669	21,23,18,755	TOTAL	33,07,93,669	21,23,18,755


 JAI PRAKASH SINGH
 Financial Adviser, PPV & FRA, Govt. of India
 NASC Complex, New Delhi-110012



 R.C. AGRAWAL
 Registrar General, PPV & FRA, Govt. of India
 NASC Complex, New Delhi-110012


 R.R. Hanchinal
 Chairperson, PPV & FRA, Govt. of India
 NASC Complex, New Delhi-110012

SCHEDULES FORMING PART OF BALANCE SHEET AS AT 31st MARCH, 2013

Amount (In Rs.)

	Current Year		Previous Year	
Schedule 1-CORPUS/CAPITAL FUND :				
A. Authority Fund				
Balance as per Beginning of the year	8,55,08,252		5,47,83,070	
Add:- Contribution towards Authority Fund	69,62,137		54,15,014	
Less:-Deduction on account of Depreciation	35,83,531		31,00,540	
Add/(Deduct) : Balance of net Income/ (Expenditure) transferred from the Income and Exp.A/c	2,54,64,914	11,43,51,772	2,84,10,708	8,55,08,252
B. Gene Fund				
Balance as per Beginning of the year	1,57,47,423		1,12,96,750	
Add:- Contribution towards Corpus/Capital Fund				
Add/(Deduct) : Balance of net Income/ (Expenditure) transferred from the Income and Exp.A/c	23,09,072	1,80,56,495	44,50,673	1,57,47,423
BALANCE AS AT THE YEAR-END		13,24,08,267		10,12,55,675
Schedule 2-RESERVES AND SURPLUS :				
1. Capital Reserves :				
As per Last Account	—		—	
Addition during the year	—		—	
Less :- Deduction during the year	—	—	—	—
2. Revaluation Reserve :				
As per Last Account	—		—	
Addition during the year	—		—	
Less :- Deduction during the year	—	—	—	—
3. Special Reserves :				
As per Last Account	—		—	
Addition during the year	—		—	
Less :- Deduction during the year	—	—	—	—
4. General Reserve :-				
As per Last Account	—		—	
Addition during the year	—		—	
Less :- Deduction during the year	—	—	—	—
TOTAL		—		—



JAI PRAKASH SINGH
Financial Adviser, PPV & FRA, Govt. of India
NASC Complex, New Delhi-110012




R.C. AGRAWAL
Registrar General, PPV & FRA, Govt. of India
NASC Complex, New Delhi-110012



R.R. Hanchinal
Chairperson, PPV & FRA, Govt. of India
NASC Complex, New Delhi-110012


	Current Year		Previous Year	
Schedule 3-EARNMARKED/ENDOWMENT FUNDS				
A) Opening Balance of the Funds	-		-	
B) Addition to the Funds	-		-	
1) Donation/grants	-		-	
2) Income from investment made on account of funds	-		-	
3) other additions(specify nature)	-		-	
TOTAL(A+B)		-		-
	Current Year		Previous Year	
C) Utilisation /Expenditure towards objective of funds				
1) Capital Expenditure	-		-	
Fixed Assets				
Other				
2) Revenue Expenditure	-		-	
Salaries, Wages and Allowance				
Rent				
Other Administrative expense				
TOTAL(C)	-		-	
NET BALANCE AS AT THE YEAR ENDED (A+B-C)	-		-	



JAI PRAKASH SINGH
Financial Adviser, PPV & FRA, Govt. of India
NASC Complex, New Delhi-110012




R.C. AGRAWAL
Registrar General, PPV & FRA, Govt. of India
NASC Complex, New Delhi-110012



R.R. Hanchinal
Chairperson, PPV & FRA, Govt. of India
NASC Complex, New Delhi-110012

Amount (In Rs.)

	Current Year	Previous Year
<u>Schedule 4-SECURED LOANS AND BORROWINGS</u>		
1. Central Government	–	–
2. State Government(Specific)	–	–
3. Financial Institutions		
a.Term Loans		
b.Interest accrued and Due	–	–
4. Banks		
a.Terms Loans		
b.Other Loans (Specific)	–	–
5. Other Institutions and Agencies	–	–
6. Debentures and Bonds	–	–
7. Others	–	–
TOTAL	–	–
<u>Schedule 5-UNSECURED LOANS AND BORROWINGS</u>		
1. Central Government	–	–
2. State Government(Specific)	–	–
3. Financial Institutions	–	–
4. Banks		
a.Terms Loans	–	–
b.Other Loans (Specific)	–	–
5. Other Institutions and Agencies	–	–
6. Debentures and Bonds	–	–
7. Fixed Deposit	–	–
8. Others	–	–
TOTAL	–	–
<u>SCHEDULE 6-DEFERRED CREDIT LIABILITIES</u>		
A) Acceptances secured by hypothecation of capital equipment & other assets	–	–
B) Others	–	–
TOTAL	–	–



JAI PRAKASH SINGH
Financial Adviser, PPV & FRA, Govt. of India
NASC Complex, New Delhi-110012




R.C. AGRAWAL
Registrar General, PPV & FRA, Govt. of India
NASC Complex, New Delhi-110012



R.R. Hanchinal
Chairperson, PPV & FRA, Govt. of India
NASC Complex, New Delhi-110012

	Current Year		Previous Year	
Schedule 7-CURRENT LIABILITIES & PROVISIONS				
A.Current Liabilities				
1. Acceptances				
2. Sundry Creditors				
a) For Goods	20,000		2,35,355	
b) For Others				
c) For Staff	117		-	
Salary Outstanding	18,60,033		11,19,087	
Wages outstanding	2,36,270		2,07,443	
Expenses Outstanding	5,02,102		12,25,835	
Common Service Charges Outstanding	8,03,896		-	
Liability for T.A	1,49,910		-	
Liability for Medical Expenses	1,23,620		-	
Liability for Existing DUS Centres	1,93,825		7,62,084	
Liability for New DUS Centres	17,30,097		8,40,801	
Liability for Field Gene Bank	-	56,19,870	3,82,152	47,72,757
3. Advances Received				
Advance for Annual Fees	66,000		-	
Annual Fees Refundable	70,000		-	
Advance for Application Fees/ Registration Fees	20,000		-	
Advance for PVJ Fees	18,900		35,100	
Security Against Tender	2,30,000	4,04,900	2,85,000	3,20,100
4. Interest accrued but not due on				
a) Secured Loans / borrowings			-	
b) Unsecured Loans / borrowings		-	-	-
5. Statutory Liabilities				
a) Overdue	-		-	
b) Other				
TDS on Contract	52,823		1,69,866	
TDS on Profession	63,635		37,642	
TDS on Advertisement	1,838		8,789	
TDS on Salary	1,17,120		68,000	
New Pension Scheme	1,36,647		1,32,817	
License Fees	3,487		3,289	
G.P.F	81,482		45,456	
C.P.F	-		8,000	
Professional tax	208		208	
Others	5,933		10,538	
HBA	7,558		7,883	
CGHS	325		325	
CGEGIS	2,585	4,73,641	2,140	4,94,953


Contd...



JAI PRAKASH SINGH
Financial Adviser, PPV & FRA, Govt. of India
NASC Complex, New Delhi-110012




R.C. AGRAWAL
Registrar General, PPV & FRA, Govt. of India
NASC Complex, New Delhi-110012



R.R. Hanchinal
Chairperson, PPV & FRA, Govt. of India
NASC Complex, New Delhi-110012

Amount (In Rs.)

	Current Year		Previous Year	
6. Other current Liabilities				
C.P.F Fund A/c	–		6,10,136	
Liability for DUS Test Fees	3,17,67,500	3,17,67,500	1,14,07,500	1,20,17,636
TOTAL (A)		3,82,65,911		1,76,05,446
B. Provisions				
1. For Taxation		–		–
2. Gratuity		8,94,587		7,07,707
3. Superannuation/ Pension		–		–
4. Accumulated Leave Encashment		11,79,989		8,64,826
5. Trade Warranties / Claims		–		–
TOTAL (B)		20,74,576		15,72,533
TOTAL (A+B)		4,03,40,487		1,91,77,979



JAI PRAKASH SINGH
Financial Adviser, PPV & FRA, Govt. of India
NASC Complex, New Delhi-110012



R.C. AGRAWAL
Registrar General, PPV & FRA, Govt. of India
NASC Complex, New Delhi-110012



R.R. Hanchinal
Chairperson, PPV & FRA, Govt. of India
NASC Complex, New Delhi-110012

Amount (In Rs.)

Schedule -8 - FIXED ASSETS

DESCRIPTION	GROSS BLOCK			DEPRECIATION			NET BLOCK				
	Cost/ valuation as at beginning of the year	Additions during the year	Deduction during the year	Cost/ valuation at the year end	As at the beginning of the year	Depreciation during the year	Impairment Loss	On deduction during the year	Total up to the year end	As at the Current year end	As at the previous year end
A. FIXED ASSETS											
1 LAND											
a. Freehold	-	-	-	-	-	-	-	-	-	-	-
b. Leasehold	-	-	-	-	-	-	-	-	-	-	-
2 BUILDING											
a. On Freehold Land	-	-	-	-	-	-	-	-	-	-	-
b. On Leasehold Land	-	-	-	-	-	-	-	-	-	-	-
c. Ownership Flats/premises	-	-	-	-	-	-	-	-	-	-	-
d. Superstructures on land not belonging to the entity	7,35,194	6,09,460	-	13,44,654	1,78,131	86,179	-	-	2,64,311	10,80,343	5,57,063
3 PLANT MACHINERY & EQUIPMENT	16,65,687	12,04,560	-	28,70,247	7,84,509	3,12,861	-	-	10,97,370	17,72,877	8,81,178
4 VEHICLES	4,43,383	-	-	4,43,383	3,16,244	19,071	-	-	3,35,315	1,08,068	127,139
5 FURNITURE, FIXTURES	23,23,563	7,39,693	37,349	30,25,907	5,88,025	2,14,812	-	37,149	7,75,689	22,50,218	17,25,538
6 OFFICE EQUIPMENT	12,00,638	3,69,490	49,736	15,20,392	2,31,292	1,20,735	-	48,336	3,03,691	12,16,701	9,69,346
7 COMPUTER/ PERIPHERALS	1,25,22,769	31,56,001	4,04,507	1,52,74,263	1,03,66,901	24,87,595	-	3,99,307	1,24,55,190	28,19,073	21,55,868
8 LIBRARY BOOKS	21,57,059	82,188	-	22,39,247	21,57,059	82,188	-	-	22,39,247	-	-
9 TUBEWELLS & W.SUPPLY CD'S)	1,55,403	8,00,745	-	9,56,148	1,22,293	2,60,089	-	-	3,82,383	5,73,765	33,110
Total of Current year	2,12,03,696	69,62,137	4,91,592	2,76,74,241	1,47,54,455	35,83,531	-	4,84,792	1,78,53,194	98,21,047	64,49,241
Previous year	1,61,32,222	54,15,014	3,43,540	2,12,03,696	1,17,61,620	30,93,340	7,200	1,07,705	1,47,54,455	64,49,241	43,70,602
B. CAPITAL WORK-IN-PROGRESS											
TOTAL										1,78,38,219	64,49,241



JAI PRAKASH SINGH
Financial Adviser, PPV & FRA, Govt. of India
NASC Complex, New Delhi-110012




R.C. AGRAWAL
Registrar General, PPV & FRA, Govt. of India
NASC Complex, New Delhi-110012



R.R. Hanchinal
Chairperson, PPV & FRA, Govt. of India
NASC Complex, New Delhi-110012

Amount (In Rs.)

	Current Year	Previous Year
<u>Schedule -9 INVESTMENTS FROM EARMARKED/ENDOWMENT FUNDS</u>		
1. In Government Securities	—	—
2. Other approved Securities	—	—
3. Shares	—	—
4. Debentures and Bonds	—	—
5. Subsidiaries & Joint Ventures	—	—
6. Others(to be specified)	—	—
TOTAL	—	—
<u>Schedule -10 INVESTMENTS --OTHER</u>		
1. In Government Securities	—	—
2. Other approved Securities	—	—
3. Shares	—	—
4. Debentures and Bonds	—	—
5. Subsidiaries & Joint Ventures	—	—
6. Others(to be specified)	—	—
TOTAL	—	—



JAI PRAKASH SINGH
Financial Adviser, PPV & FRA, Govt. of India
NASC Complex, New Delhi-110012




R.C. AGRAWAL
Registrar General, PPV & FRA, Govt. of India
NASC Complex, New Delhi-110012



R.R. Hanchinal
Chairperson, PPV & FRA, Govt. of India
NASC Complex, New Delhi-110012

	Current Year		Previous Year	
Schedule 11-CURRENT ASSETS, LOANS AND ADVANCES ETC				
A. Current Assets.				
1. Inventories				
a) Stores & Spares	–		–	
b) Loose Tools	–		–	
c) Stock-in-Trade				
Finished Goods	–		–	
Works-in-progress	–		–	
Raw Material	–	–	–	–
2. Sundry Debtors				
a) Debts outstanding for a period exceeding six months	–		–	
b) Others	–	–	–	–
3. Cash balance in hand (include cheque/draft/impres/ Stamps in Hand)				
Imprest	10,000		5,000	
Cash in hand	–		–	
Stamps in Hand	1,10,595	1,20,595	36,489	41,489
4. Bank Balance				
a) with Scheduled Banks				
On Current accounts				
Balance as Per Cash Book of Authority Fund	1,61,84,501		4,63,722	
Balance of Gene fund	1,12,88,001		58,53,950	
On Deposit Accounts				
Gene Fund	59,39,193		96,58,711	
Authority Fund	3,35,72,965		59,91,482	
On Saving Accounts				
Syndicate Bank(Auhtority)	58,28,425		2,41,96,312	
SBI (Guwahati)	17,160		48,856	
SBI (Ranchi)	14,825		93,062	
Bank In Transit	3,739	7,28,48,809	–	4,63,06,095
b) With non scheduled Banks				
On Current accounts	–		–	
On Deposit Accounts	–		–	
On Saving Accounts	–	–	–	–
TOTAL (A)		7,29,69,404		4,63,47,584


Contd...



JAI PRAKASH SINGH
Financial Adviser, PPV & FRA, Govt. of India
NASC Complex, New Delhi-110012




R.C. AGRAWAL
Registrar General, PPV & FRA, Govt. of India
NASC Complex, New Delhi-110012



R.R. Hanchinal
Chairperson, PPV & FRA, Govt. of India
NASC Complex, New Delhi-110012

Amount (In Rs.)

	Current Year		Previous Year	
Schedule 11-CURRENT ASSETS, LOANS AND ADVANCES ETC				
B. Loans Advance & Other Assets				
1. Loans:				
a) Staff	25,000		46,401	
b) Other Entities engaged in activities/ objective similar to that of the Entity	–		–	
c) Others(Advance to GPO)	–	25,000	1,00,000	1,46,401
2. Advances & other amounts recoverable in cash or in kind or for value to be received				
a) On capital Account			–	
Advance for Construction of Authority Bhawan	52,16,630			1,58,39,801
b) Prepayments				
Advance to HCL Info System Ltd.	4,52,180		–	
Advance to Shara Net Corporation	3,03,908		–	
Prepaid expenses	1,92,544		21,383	
Advance Against DUS Test Fees	77,00,500		25,39,250	
Advance for training	65,80,043		51,62,565	
Advance to outsiders	1,44,166		11,46,672	
Advance for New DUS Centres	2,53,07,094		1,70,96,240	
Advance against Referral labs	68,91,595		22,10,500	
Advance against Feild Gene Bank	42,15,682		66,17,009	
Advance for Existing DUS Centres	1,39,68,452	7,09,72,794	1,55,65,081	5,03,58,700
c) Others				
Income Tax Refundable	85,559		85,559	
CPF Receivable	45,000		45,000	
CPF Deposit A/c	–		6,10,136	
Receivable from bank	600		600	
Wrongly Debited by Bank	–	1,31,159	–	7,41,295
3. Income Accrued				
a) On Investment from Earmarked/Endowment funds	–		–	
b) On Investment -other	–		–	
c) on Loans and advance	–		–	
d) VOthers	–		–	
(i) Interest Accrued on MOD Account with SBI	5,93,131		1,42,369	
(ii) Annual Fees Recoverable	3,98,000		1,52,000	
	–	9,91,131	–	2,94,369
4. Claims Receivable(Gratuity)				
			–	2,56,263
TOTAL (B)		7,21,20,084		6,76,36,829
TOTAL (A+B)		14,50,89,488		11,39,84,413



JAI PRAKASH SINGH
Financial Adviser, PPV & FRA, Govt. of India
NASC Complex, New Delhi-110012



R.C. AGRAWAL
Registrar General, PPV & FRA, Govt. of India
NASC Complex, New Delhi-110012




R.R. Hanchinal
Chairperson, PPV & FRA, Govt. of India
NASC Complex, New Delhi-110012

SCHEDULES FORMING PART OF INCOME & EXPENDITURE ACCOUNT FOR YEAR ENDED 31st March, 2013

Amount (In Rs.)

	Current Year	Previous year
<u>Schedule 12-INCOME FROM SALES/SERVICES</u>		
<u>1. Income From Sales</u>		
a) Sale of Finished Goods	-	-
b) Sales of Raw Material	-	-
c) Sales of Scraps	-	-
<u>2. Income From Services</u>		
a) Labour and processing charges	-	-
b) Professional/ Consultancy Services	-	-
c) Agency Commission and Brokerage	-	-
d) Maintenance services	-	-
e) Other	-	-
TOTAL	-	-
<u>Schedule 13-GRANTS / SUBSIDIES (Authority Fund)</u>		
Central Government	15,32,70,863	14,45,84,986
State Government	-	-
Government Agencies	-	-
Institutions/ Welfare bodies	-	-
International Organisations	-	-
Others	-	-
TOTAL	15,32,70,863	14,45,84,986
<u>GRANTS / SUBSIDIES(Gene Fund)</u>		
Contribution from Authority Fund	50,00,000	50,00,000
TOTAL	50,00,000	50,00,000



JAI PRAKASH SINGH
Financial Adviser, PPV & FRA, Govt. of India
NASC Complex, New Delhi-110012



R.C. AGRAWAL
Registrar General, PPV & FRA, Govt. of India
NASC Complex, New Delhi-110012




R.R. Hanchinal
Chairperson, PPV & FRA, Govt. of India
NASC Complex, New Delhi-110012

Amount (In Rs.)

	Current Year	Previous Year
<u>Schedule 14 - FEES / SUBSCRIPTIONS (Authority Fund)</u>		
Entrance Fees/Application Fees	29,68,400	39,20,000
Subscription /PVJ Fees	56,000	49,150
Seminar/Program Fees	–	–
Consultancy Fees/DUS Fees	–	–
Fees For Notice of Opposition	1,48,500	1,27,500
Service charges for DUS Test Fees	–	6,000
TOTAL	31,72,900	41,02,650
<u>FEES / SUBSCRIPTIONS(Gene Fund)</u>		
Share from sale of Seeds	1,75,983	–
Annual Fee	6,74,000	6,78,000
TOTAL	8,49,983	6,78,000

<u>Schedule 15 - INCOME FROM INVESTMENTS</u>	Investment from Earmarked Fund		Investment - Others	
	Current year	Previous year	Current year	Previous year
1. Interest				
a) On Govt. Securities	–	–	–	–
b) Other Bonds/Debenture	–	–	–	–
2. Dividends				
a) On shares	–	–	–	–
b) On Mutual Funds Securities	–	–	–	–
3. Rents	–	–	–	–
4. Others	–	–	–	–
TOTAL	–	–	–	–
TRANSFERRED TO EARMARKED/ENDOWMENT FUNDS	–	–	–	–



JAI PRAKASH SINGH
Financial Adviser, PPV & FRA, Govt. of India
NASC Complex, New Delhi-110012




R.C. AGRAWAL
Registrar General, PPV & FRA, Govt. of India
NASC Complex, New Delhi-110012




R.R. Hanchinal
Chairperson, PPV & FRA, Govt. of India
NASC Complex, New Delhi-110012

Amount (In Rs.)

	Current Year	Previous Year
<u>Schedule 16 - INCOME FROM ROYALTY, PUBLICATION ETC.</u>		
Income from Royalty	-	-
Income from Publication	-	-
Others	-	-
TOTAL	-	-
<u>Schedule 17 - INTEREST EARNED (Authority Fund)</u>		
1. On Term Deposit		
With Scheduled Banks		
Fixed Deposit (SBI)	11,34,919	8,39,055
MOD A/c (Gross)* (SBI)	6,21,600	4,23,887
Fixed Deposit (Syndicate)	15,72,965	-
With Non -Scheduled bank	-	-
With Institutions	-	-
Others	-	-
2. On Saving Accounts		
With Scheduled Banks (Syndicate Bank)	4,27,470	4,29,023
With Scheduled Banks (SBI)	3,410	16,950
Post office savings accounts	-	-
Others	-	-
3. On Loan		
Employees/Staff	-	-
Others	-	-
4. Interest on debtors and other Receivables	56,091	58,359
5. Interest on CPF	5,907	-
TOTAL	38,22,363	17,67,274
<u>INTEREST EARNED(Gene Fund)</u>		
1. On Term Deposit		
With Scheduled Banks(SBI)	6,19,494	7,62,378
Interest Earned on Sweep A/c	5,24,807	-
TOTAL	11,44,301	7,62,378
* Note: Tax Deducted at source NIL (PY -Rs. 2797)		



 JAI PRAKASH SINGH
 Financial Adviser, PPV & FRA, Govt. of India
 NASC Complex, New Delhi-110012


 R.C. AGRAWAL
 Registrar General, PPV & FRA, Govt. of India
 NASC Complex, New Delhi-110012


 R.R. Hanchinal
 Chairperson, PPV & FRA, Govt. of India
 NASC Complex, New Delhi-110012

Amount (In Rs.)

	Current Year	Previous Year
Schedule 18- OTHER INCOME		
Net Profit on sale/disposal of Fixed Assets	1,300	—
Assets acquired out of grant, or received free of cost	—	—
Export Incentives Realized	—	—
Fees for Miscellaneous Services	—	—
Misc. Income for Staff Car	4,679	6,720
Sale of Old Newspaper, Periodicals & Scrap	18,140	600
Recovery of Pension from Chair Person	2,06,757	2,96,964
Miscellaneous Income (Others)	5,693	10,743
TOTAL	2,36,569	3,15,027
Schedule 19- INCREASE/(DECREASE) IN STOCK OF FINISHED GOODS & WORK IN PROGRESS		
Closing Stock		
Finished Goods	—	—
Work in Progress	—	—
Opening Stock		
Finished Goods	—	—
Work in Progress	—	—
NET INCREASE / (DECREASE)	—	—
Schedule 20- ESTABLISHMENT EXPENSES		
Basic Pay	68,15,292	58,73,417
Bonus	27,632	24,178
Dearness Pay / Grade Pay	15,69,393	13,11,339
Composite Transfer Grant	98,330	1,66,010
Dearness Allowance	60,36,547	41,72,885
Transport Allowance	10,73,974	8,56,406
Contribution to New Pension Fund	5,83,526	5,77,885
Employer Contribution to CPF	64,000	96,000
House Rent Allowance	18,75,833	16,97,782
Leave Encashment	6,12,037	3,79,618
Leave Salary & Pension Contribution	10,24,765	9,95,472
Leave Travel Concession	2,91,729	1,40,370
Children Education Allowance	87,649	1,01,950
Gratuity	1,86,880	3,01,664
Wages	31,47,297	18,37,606
Salary to Contractual Staff	71,66,562	59,12,573
Staff Welfare Expenses	735,453	5,41,122
Sal & Allowance- Others	1,02,671	63,834
Contribution to Gene Fund	50,00,000	50,00,000
TOTAL	3,64,99,570	3,00,50,111



JAI PRAKASH SINGH
Financial Adviser, PPV & FRA, Govt. of India
NASC Complex, New Delhi-110012




R.C. AGRAWAL
Registrar General, PPV & FRA, Govt. of India
NASC Complex, New Delhi-110012



R.R. Hanchinal
Chairperson, PPV & FRA, Govt. of India
NASC Complex, New Delhi-110012

Amount (In Rs.)


<u>SCHEDULE-21 - OTHER ADMINISTRATIVE EXPENSES ETC.(Authority)</u>	Current Year	Previous year
Sitting Chg.	4,48,120	3,41,700
Professional Chg.	11,42,528	20,45,504
Electricity & Water exp.	11,05,177	8,59,538
Printing & Stationery	10,69,628	20,20,310
Postage, Telegram & Telephone	13,12,292	7,95,829
Exp.on Authority Meeting	8,96,305	6,79,661
Repair & Maintenance of Equipment/Vehicles	1,90,547	2,53,074
Repair & Maintenance of Fur. & Fix.	1,05,323	1,13,847
Repair & Maintenance of Computer	1,82,654	1,01,542
Repair & Maintenance (Petrol & Diesel)	1,16,348	1,40,005
Repair & Maintenance (Others)	71,671	54,131
Advertisement in Newspaper	33,68,206	27,35,571
Advertisement in Journal, Magazine, and Souvinare	21,898	7,800
Publicity material	–	20,428
Expenses on Exhibitions, workshop and Seminars	12,08,821	6,05,527
Expenses on Training & Awareness Programme	77,18,011	17,01,898
Rent,Rates and Taxes	3,60,625	20,92,463
Common Services Charges	8,42,790	6,76,673
Travelling Exp.-Domestic-Staff	24,24,087	18,63,878
Travelling Exp.-Domestic-Experts	32,51,753	13,96,348
Insurance	2,969	6,773
Travelling Exp.-Foreign-Staff	13,687	74,433
Newspaper	36,910	31,070
Misc. Exp	2,85,981	1,78,228
Hire Charges-vehicle	12,37,592	10,38,558
Hire Charges-Others	9,38,032	7,29,381
Hospitality Exp.	1,07,402	1,76,419
Loss on Assets disposed off	–	2,20,835
TOTAL	2,84,59,357	2,09,61,424
<u>OTHER ADMINISTRATIVE EXPENSES ETC (Gene Fund)</u>		
Expenses for conservation & sustainable use of Genetic Resources	40,00,000	20,00,000
Event Management Expenses	6,04,021	2,13,178
TOTAL	46,04,021	22,13,178



JAI PRAKASH SINGH
Financial Adviser, PPV & FRA, Govt. of India
NASC Complex, New Delhi-110012




R.C. AGRAWAL
Registrar General, PPV & FRA, Govt. of India
NASC Complex, New Delhi-110012



R.R. Hanchinal
Chairperson, PPV & FRA, Govt. of India
NASC Complex, New Delhi-110012

Amount (In Rs.)

	Current Year	Previous year
<u>Schedule-22-EXPENDITURE ON GRANTS, SUBSIDIES ETC.</u>		
Grants given to Institutions / Org.(As per annexure c,d, e, f, g & h)	6,03,80,539	5,97,39,470
Subsidies given to Institutions / Org	–	–
Contribution to International Organisations(ITPGRFA)	26,24,015	–
TOTAL	6,30,04,554	5,97,39,470
<u>Schedule-23-INTEREST</u>		
On Fixed Loan	–	–
On Other specific (include Bank Charge)	3,632	6,908
Others	–	2,654
TOTAL	3,632	9,562



JAI PRAKASH SINGH
Financial Adviser, PPV & FRA, Govt. of India
NASC Complex, New Delhi-110012



R.C. AGRAWAL
Registrar General, PPV & FRA, Govt. of India
NASC Complex, New Delhi-110012




R.R. Hanchinal
Chairperson, PPV & FRA, Govt. of India
NASC Complex, New Delhi-110012

PRIOR PERIOD ADJUSTMENT

Amount (In Rs.)

S. No.	Head of Account	Dr.	Cr.	Balance
	<u>Authority Fund</u>			
1	Administration Expences	5,34,928	–	5,34,928
2	Training Expences	20,16,362	–	20,16,362
3	Existing DUS	19,32,284	44,439	18,87,845
4	New DUS	12,21,945	929	12,21,016
5	Referral Labs	1,75,000	–	1,75,000
6	Field Gene Bank	11,32,167	–	11,32,167
7	Interest On Fixed Deposit	103,350	–	1,03,350
	TOTAL	71,16,036	45,368	70,70,668
	<u>Gene Fund</u>			
1	Interest On Fixed Deposit	81,191	–	81,191
	TOTAL	81,191	–	81,191



JAI PRAKASH SINGH
Financial Adviser, PPV & FRA, Govt. of India
NASC Complex, New Delhi-110012



R.C. AGRAWAL
Registrar General, PPV & FRA, Govt. of India
NASC Complex, New Delhi-110012




R.R. Hanchinal
Chairperson, PPV & FRA, Govt. of India
NASC Complex, New Delhi-110012

A. STATEMENT SHOWING THE DETAILS OF AMOUNT TRANSFERRED FROM RECIEVABLE PROJECTS

(Amount in Rs.)

S. No	Name of Projects	Balance as on 01.04.2012	Transfer	Closing Balance	Name of the Head to which Transferred
1	BAU Ranchi	15,50,000	15,50,000	–	FIELD GENE BANK
2	GPUA&T, Pantnagar	–	–	–	NEW DUS CENTRE
3	MSSRF, Chennai	–	–	–	NEW DUS CENTRE
4	CTCRI, Trivandrum	1,17,642	1,17,642	–	NEW DUS CENTRE
5	Dr. Balasaheb Konkan Krishi Vidyapeeth, Dapoli	2,81,655	2,81,655	–	FIELD GENE BANK
6	Division of Genetics, IARI New Delhi	35,026	35,026	–	NEW DUS CENTRE
7	CIMAP, Lucknow	87,863	87,863	–	EXISTING DUS CENTRE
8	NRCSS, Ajmer	9,00,000	9,00,000	–	EXISTING DUS CENTRE
9	IFGTB, Coimbatore	1,57,137	1,57,137	–	NEW DUS CENTRE
10	NBPGR, New Delhi	1,60,354	1,60,354	–	FIELD GENE BANK
11	Punjab Agricultural Universtiy Ludhaina (Farmers awareness)	9,184	9,184	–	NEW DUS CENTRE
12	Division of Seed Science and Technology, IARI, PQP	–	–	–	NEW DUS CENTRE
13	DMAPR, Anand	1,41,052	1,41,052	–	EXISTING DUS CENTRE
14	S.D.Agriculture University	8,98,309	8,98,309	–	NEW DUS CENTRE
15	Protected cultivation, IIVR	–	–	–	NEW DUS CENTRE
16	IISR, Kozhikode	2,40,771	2,40,771	–	NEW DUS CENTRE
17	Director, IIHR Bangalore(Rose)	65,326	65,326	–	EXISTING DUS CENTRE
18	Gene Campaign New Delhi	–	–	–	NEW DUS CENTRE
19	Director, NRC for Citrus Nagpur	2,28,107	2,28,107	–	EXISTING DUS CENTRE
20	Vaanghal Nagapattinam	–	–	–	NEW DUS CENTRE
21	Tocklai Experimental Research Station, Jorhat	2,69,153	2,69,153	–	NEW DUS CENTRE
22	Director, HFRI Shimla	1,43,245	1,43,245	–	NEW DUS CENTRE
23	Directyor, ICAR Research Complex for NEH Region	3,52,800	3,52,800	–	NEW DUS CENTRE
24	Director, Rain Forest Research Institute, Jorhat	1,57,545	1,57,545	–	NEW DUS CENTRE
25	Director, Central Institute for Arid Horticulture	17,68,708	17,68,708	–	NEW DUS CENTRE
26	NRC for Grapes	10,77,784	10,77,784	–	EXISTING DUS CENTRE
27	Agriculture & Food Production, Bhubneshwar	–	–	–	NEW DUS CENTRE
28	CRRRI Cuttack (New Project)	5,45,500	5,45,500	–	REFERRAL LABS
29	CAZRI Jodhpur (Field Gene Bank)	46,25,000	46,25,000	–	FIELD GENE BANK
30	NRCPB New Delhi	8,00,000	8,00,000	–	REFERRAL LABS
31	DOR Hyderabad	–	–	–	
	Total	1,46,12,161	1,46,12,161	–	



JAI PRAKASH SINGH
Financial Adviser, PPV & FRA, Govt. of India
NASC Complex, New Delhi-110012



R.C. AGRAWAL
Registrar General, PPV & FRA, Govt. of India
NASC Complex, New Delhi-110012




R.R. Hanchinal
Chairperson, PPV & FRA, Govt. of India
NASC Complex, New Delhi-110012

B. STATEMENT SHOWING THE DETAILS OF AMOUNT TRANSFERRED FROM PAYABLE PROJECTS

Amount (In Rs.)


S. No.	Name of Projects	Balance as on 01.04.2012	Transfer	Closing Balance	Name of the Head to which Transferred
1	FCRI, Coimbatore (TNAU)	2,82,367	2,82,367	–	NEW DUS CENTRE
2	CITH, Srinagar	3,15,543	3,15,543	–	NEW DUS CENTRE
3	Institute of Environment & Eco Development, Patna	16,457	16,457	–	NEW DUS CENTRE
4	Director, NRC for Banana, Trichy	3,10,269	3,10,269	–	EXISTING DUS CENTRE
5	Comp, Dr. Y.S. Parmar University of Horticulture & Forestry	3,82,152	3,82,152	–	FIELD GENE BANK
6	IIVR Varanasi	64,360	64,360	–	EXISTING DUS CENTRE
	Total	13,71,148	13,71,148	–	



JAI PRAKASH SINGH
Financial Adviser, PPV & FRA, Govt. of India
NASC Complex, New Delhi-110012



R.C. AGRAWAL
Registrar General, PPV & FRA, Govt. of India
NASC Complex, New Delhi-110012




R.R. Hanchinal
Chairperson, PPV & FRA, Govt. of India
NASC Complex, New Delhi-110012

STATEMENT SHOWING THE DETAILS OF AMOUNT RECEIVABLE FROM EXISTING DUS CENTRES

Amount (In Rs.)

Sl. NO	Name of DUS Centre	Balance on 01.04.2012	Transfer Inward	Expenditure During 2011-12	Revised Balance as on 01.04.2012	Transfer outward	Release During the Year 2012-13	TOTAL	Expenditure During 2012-13	Closing Balance	Name of the Centre to which transferred
1	IIVR, Varanasi	1,76,437	-	-	1,76,437	-	7,73,563	9,50,000	8,62,584	87,416	
2	IHR, Hassarghatta, Bangalore (Vegetable Crops)	11,93,048	-	-	11,93,048	-	4,06,952	16,00,000	8,54,291	7,45,709	
3	IHR, Hassarghatta, Bangalore (ornamental crops)	72,385	-	-	72,385	-	3,77,615	4,50,000	3,98,029	51,971	
4	CCS HAU, Hisar	1,22,717	-	-	1,22,717	-	4,27,823	5,50,540	-	5,50,540	
5	CSAUA&T, Kanpur	25,001	-	-	25,001	-	3,74,999	4,00,000	1,99,943	2,00,057	
6	PC, Sesame and Niger JNKV Jabalpur	-	-	-	-	-	4,49,987	4,49,987	4,38,296	11,691	
7	IIPR, Kanpur (chickpea/pigeon pea)	6,64,819	-	-	6,64,819	-	-	6,64,819	5,55,454	1,09,365	
8	IIPR, Kanpur (MULLaRP)	36,905	-	-	36,905	-	4,63,095	5,00,000	-	5,00,000	
9	Directorate of Oilseed Research, Hyderabad	-	-	-	-	-	7,50,000	7,50,000	7,48,914	1,086	
10	TNAU, Coimbatore	5,458	-	-	5,458	-	16,49,833	16,55,291	-	16,55,291	
11	MPKV, Rahuri	20,000	-	-1,294	21,294	-	10,66,706	10,88,000	7,81,206	3,06,794	
12	Regional Station, IARI, Karnal	1,89,675	-	-	1,89,675	-	2,60,325	4,50,000	3,05,326	1,44,674	
13	Regional Station, IARI, Indore	3,11,205	-	-	3,11,205	-	2,19,955	5,31,160	3,41,743	1,89,417	
14	Regional Station, IARI, Katrain	56,749	-	-	56,749	-	3,93,251	4,50,000	3,20,324	1,29,676	
15	Division of Floriculture, IARI, New Delhi	7,239	-	-	7,239	-	2,17,761	2,25,000	2,01,940	23,060	
16	NRC Onion & Garlic, Rajgurunagar	1,21,199	-	-	1,21,199	-	3,28,801	4,50,000	3,65,871	64,129	

Contd...



JAI PRAKASH SINGH
Financial Adviser, PPV & FRA, Govt. of India
NASC Complex, New Delhi-110012




R.C. AGRAWAL
Registrar General, PPV & FRA, Govt. of India
NASC Complex, New Delhi-110012



R.R. HANCHINAL
Chairperson, PPV & FRA, Govt. of India
NASC Complex, New Delhi-110012

Sl. NO	Name of DUS Centre	Balance on 01.04.2012	Transfer Inward	Expenditure During 2011-12	Revised Balance as on 01.04.2012	Transfer outward	Release During the Year 2012-13	TOTAL	Expenditure During 2012-13	Closing Balance	Name of the Centre to which transferred
17	Central Potato Res. Instt.(CPRI), Shimla	1,11,735	-	-	1,11,735	-	4,38,265	5,50,000	2,54,784	2,95,216	
18	Indian Instt of Sugarcane Res IISR, Lucknow	55,673	-	-	55,673	-	5,37,270	5,92,943	5,43,707	49,236	
19	Sugarcane Breeding Instt.(SBI), Coimbatore	2,57,808	-	-	2,57,808	-	2,92,192	5,50,000	4,36,424	1,13,576	
20	Sugarcane Breeding Instt., (SBI) Agali	37,114	-	-	37,114	-	3,12,886	3,50,000	2,83,617	66,383	
21	Sugarcane Breeding Instt.,(SBI), Kamal	1,38,867	-	-	1,38,867	-	3,11,133	4,50,000	3,68,233	81,767	
22	CRU&AF, Barrackpore(Bud Bud)	4,30,884	-	-	4,30,884	-	5,69,116	10,00,000	6,39,693	3,60,307	
23	Central Rice Res. Instt. (CRR), Cuttack	37,135	-	-	37,135	-	11,29,958	11,67,093	7,88,312	3,78,781	
24	Directorate of Rice Res. (DRR), Hyderabad	9,50,000	-	8,90,900	59,100	-	8,90,900	9,50,000	5,91,027	3,58,973	
25	VPKAS, Almorah	-	-	-	-	-	4,50,000	4,50,000	3,20,512	1,29,488	
26	GBP UA&T, Pantnagar	1,14,108	-	-	1,14,108	-	4,25,892	5,40,000	5,32,547	7,453	
27	Directorate of Sorghum Res(DSR) Hyderabad (NRCS)	3,22,088	-	-	3,22,088	-	6,27,912	9,50,000	8,10,414	1,39,586	
28	Directorate of NRC Soybean, Indore	24,069	-	-	24,069	-	5,25,931	5,50,000	3,41,625	2,08,375	
29	NRCR&M, Bharatpur	1,84,088	-	-	1,84,088	-	3,16,686	5,00,774	4,85,961	14,813	
30	DWR, Karnal	2,64,861	-	-	2,64,861	-	6,85,139	9,50,000	9,06,317	43,683	
31	DWR, kamal (barralle)	13,40,456	-	-	13,40,456	-	-	13,40,456	10,78,002	2,62,454	
32	PDKV, Akola	80,706	-	-	80,706	-	4,49,467	5,30,173	4,49,942	80,231	
33	Mandore (PC)(RAU Bikaner)	2,60,425	-	-	2,60,425	-	6,89,575	9,50,000	6,00,078	3,49,922	
34	PC CICR, Coimbatore	53,145	-	-	53,145	-	9,78,855	10,32,000	6,09,732	4,22,268	
35	CICR, Nagpur	1,95,413	-	-	1,95,413	-	4,54,587	6,50,000	3,52,412	2,97,588	
36	PAU, Ludhiana	26,676	-	-	26,676	-	5,60,686	5,87,362	5,24,955	62,407	

Contd...



JAI PRAKASH SINGH
Financial Adviser, PPV & FRA, Govt. of India
NASC Complex, New Delhi-110012



R.C. AGRAWAL
Registrar General, PPV & FRA, Govt. of India
NASC Complex, New Delhi-110012



R.R. HANCHINAL
Chairperson, PPV & FRA, Govt. of India
NASC Complex, New Delhi-110012

Sl. NO	Name of DUS Centre	Balance on 01.04.2012	Transfer Inward	Expenditure During 2011-12	Revised Balance as on 01.04.2012	Transfer outward	Release During the Year 2012-13	TOTAL	Expenditure During 2012-13	Closing Balance	Name of the Centre to which transferred
37	NRC Groundnut, Junagarh	74,293	-	-43,145	1,17,438	-	3,32,562	4,50,000	4,39,764	10,236	
38	NRC for Orchids, Sikkim	1,05,978	-	-	1,05,978	-	3,44,022	4,50,000	3,80,823	69,177	
39	PC, Linseed, kanpur (CSAU&T) Kanpur	-	-	-	-	-	1,86,894	1,86,894	1,48,193	38,701	
40	AAU, Jorhat	4,50,000	-	2,76,969	1,73,031	-	2,76,969	4,50,000	-	4,50,000	
41	ISIR, Calicut	2,62,175	-	-	2,62,175	-	2,87,825	5,50,000	5,02,246	47,754	
42	CISH, Lucknow	7,52,570	-	-	7,52,570	-	13,96,318	21,48,888	16,23,823	5,25,065	
43	JAU, Jammagar	2,88,799	-	-	2,88,799	-	1,88,194	4,76,993	1,65,391	3,11,602	
44	Central Plantation crops Research Institute, Kasargod	1,85,849	-	17,600	1,68,249	-	4,31,751	6,00,000	4,24,725	1,75,275	
45	CIAH, Bikaner(Datepalm)	6,98,717	-	-	6,98,717	6,98,717	-	-	-	-	NEW DUS CENTRE
46	CIAH, Bikaner(Ber)	11,86,495	-	-	11,86,495	11,86,495	-	-	-	-	NEW DUS CENTRE
47	CITH, srinagar(strawberry)	3,30,737	-	-	3,30,737	3,30,737	-	-	-	-	NEW DUS CENTRE
48	CITH, srinagar(peach & palm)	3,60,941	-	-	3,60,941	-	-	3,60,941	1,90,109	1,70,832	
49	Comp.Dr.Y.S.Parmar University of Horticulture & Forestry(Carnation)	5,45,000	-	-	5,45,000	5,45,000	-	-	-	-	NEW DUS CENTRE
50	Dir. Of Floricultural res.IARI, New Delhi (Tuberrose)	4,25,153	-	-	4,25,153	4,25,153	-	-	-	-	NEW DUS CENTRE
51	IHR, Bangalore (Papaya & Custard Apple)	1,45,323	-	-	1,45,323	1,45,323	-	-	-	-	NEW DUS CENTRE
52	IHR,Banglore (Carnation)	3,85,882	-	-	3,85,882	3,85,882	-	-	-	-	NEW DUS CENTRE
53	IHR, Bangalore (China Astar)	1,50,506	-	-	1,50,506	1,50,506	-	-	-	-	NEW DUS CENTRE
54	IHR, Bangalore (Jasmine)	4,55,690	-	-	4,55,690	4,55,690	-	-	-	-	NEW DUS CENTRE

Contd...



JAI PRAKASH SINGH
Financial Adviser, PPV & FRA, Govt. of India
NASC Complex, New Delhi-110012




R.C. AGRAWAL
Registrar General, PPV & FRA, Govt. of India
NASC Complex, New Delhi-110012



R.R. Hanchinal
Chairperson, PPV & FRA, Govt. of India
NASC Complex, New Delhi-110012

Sl. NO	Name of DUS Centre	Balance on 01.04.2012	Transfer Inward	Expenditure During 2011-12	Revised Balance as on 01.04.2012	Transfer outward	Release During the Year 2012-13	TOTAL	Expenditure During 2012-13	Closing Balance	Name of the Centre to which transferred
55	IHR, Bangalore (Strawberry)	3,75,159	-	-	3,75,159	3,75,159	-	-	-	-	NEW DUS CENTRE
56	IHR, Bangalore (Tuberose)	5,25,150	-	-	5,25,150	5,25,150	-	-	-	-	NEW DUS CENTRE
57	IHR, Bangalore (Marrygold)	1,55,000	-	-	1,55,000	1,55,000	-	-	-	-	NEW DUS CENTRE
58	IHR, Bangalore (Betal Wine)	4,80,500	-	-	4,80,500	4,80,500	-	-	-	-	NEW DUS CENTRE
59	IHR, Bangalore (Chilli)	10,12,892	-	-	10,12,892	10,12,892	-	-	-	-	NEW DUS CENTRE
60	IHR, Bangalore (amaranth)	4,88,000	-	-	4,88,000	4,88,000	-	-	-	-	NEW DUS CENTRE
61	KAU Trissur(Orchid)	6,17,500	-	-	6,17,500	-	-	6,17,500	-	6,17,500	
62	MPKV, Rahuri(China Astar)	4,51,000	-	-	4,51,000	-	-	4,51,000	-	4,51,000	
63	NDUA&T, Faizabad(barley)	2,68,250	-	-	2,68,250	-	1,81,750	4,50,000	2,46,318	2,03,682	
64	SFRI Itanagar, Aruna(orchids)	6,17,500	-	-	6,17,500	-	-	6,17,500	4,57,466	1,60,034	
65	TNAU, Coimbatore(Jasmine)	5,42,000	-	-	5,42,000	5,42,000	-	-	-	-	NEW DUS CENTRE
66	TNAU, Coimbatore(Papaya & custard apple)	1,50,000	-	-	1,50,000	1,50,000	-	-	-	-	NEW DUS CENTRE
67	NRCP Sholapur	3,03,000	-	-	3,03,000	3,03,000	-	-	-	-	NEW DUS CENTRE
68	NBRI Lucknow(canna varieties)	11,900	-	-	11,900	11,900	-	-	-	-	NEW DUS CENTRE
69	CAZRI Jodhpur(Pomegranate)	2,70,000	-	-	2,70,000	2,70,000	-	-	-	-	NEW DUS CENTRE
70	IARI, New Delhi (Marrygold)	4,80,090	-	-	4,80,090	4,80,090	-	-	-	-	NEW DUS CENTRE
71	IARI, division of floriculture New Delhi (chrysanthemum)	6,25,000	-	-	6,25,000	-	-	6,25,000	2,47,418	3,77,582	

Contd...



JAI PRAKASH SINGH
Financial Adviser, PPV & FRA, Govt. of India
NASC Complex, New Delhi-110012




R.C. AGRAWAL
Registrar General, PPV & FRA, Govt. of India
NASC Complex, New Delhi-110012



R.R. Hanchinal
Chairperson, PPV & FRA, Govt. of India
NASC Complex, New Delhi-110012

Sl. NO	Name of DUS Centre	Balance on 01.04.2012	Transfer Inward	Expenditure During 2011-12	Revised Balance as on 01.04.2012	Transfer outward	Release During the Year 2012-13	TOTAL	Expenditure During 2012-13	Closing Balance	Name of the Centre to which transferred
72	IARI, New Delhi (Chilli)	1,20,421	-	-	1,20,421	1,20,421	-	-	-	-	NEW DUS CENTRE
73	IARI, New Delhi (Amaranth)	98,161	-	-	98,161	98,161	-	-	-	-	NEW DUS CENTRE
74	NBPGR (Grain Amaranth)	8,57,832	-	-	8,57,832	8,57,832	-	-	-	-	NEW DUS CENTRE
75	NBPGR (Regional station akhola-grain Amaranth)	1,34,000	-	-	1,34,000	1,34,000	-	-	-	-	NEW DUS CENTRE
76	NBPGR (Regional station Phegji -grain Amaranth- shiimla)	1,12,621	-	-	1,12,621	1,12,621	-	-	-	-	NEW DUS CENTRE
77	BCKV Kalyani(betal wine)	1,55,500	-	-	1,55,500	1,55,500	-	-	-	-	NEW DUS CENTRE
78	BCKV Kalyani(elephant footyam)	2,40,500	-	-	2,40,500	2,40,500	-	-	-	-	NEW DUS CENTRE
79	CTCRI, Trivenderam(elephant footyam)	1,11,254	-	-	1,11,254	1,11,254	-	-	-	-	NEW DUS CENTRE
80	CISH, Lucknow(Bael)	1,25,000	-	-	1,25,000	1,25,000	-	-	-	-	NEW DUS CENTRE
81	CIAM, Bikaner (Bael)	6,17,500	-	-	6,17,500	6,17,500	-	-	-	-	NEW DUS CENTRE
82	CISH, Lucknow(Jamun)	6,16,000	-	-	6,16,000	6,16,000	-	-	-	-	NEW DUS CENTRE
83	CIAM, Bikaner (Jamun)	1,28,000	-	-	1,28,000	128,000	-	-	-	-	NEW DUS CENTRE
84	CISH, Lucknow(Anola Varieties)	3,15,000	-	-	3,15,000	315,000	-	-	-	-	NEW DUS CENTRE
85	CIAM, Bikaner (Anola varieties)	1,15,000	-	-	1,15,000	115,000	-	-	-	-	NEW DUS CENTRE
86	Dir. Of Floricultural res. IARI, New Delhi(Gladiolus)	82,737	-	-	82,737	82,737	-	-	-	-	NEW DUS CENTRE
87	NBPGR(Referral Lab, Biochemical Test)	8,65,000	-	-	8,65,000	8,65,000	-	-	-	-	REFERRAL LABS
88	Director,NRC for Banana,Trichy	-	-3,10,269	-	-	-	17,82,642	14,72,373	10,67,599	4,04,774	
89	IIVR Varanasi	-	-64,360	-	-	-	16,53,300	15,88,940	12,05,847	3,83,093	

Contd....



JAI PRAKASH SINGH
Financial Adviser, PPV & FRA, Govt. of India
NASC Complex, New Delhi-110012




R.C. AGRAWAL
Registrar General, PPV & FRA, Govt. of India
NASC Complex, New Delhi-110012



R.R. Hanchinal
Chairperson, PPV & FRA, Govt. of India
NASC Complex, New Delhi-110012

Sl. NO	Name of DUS Centre	Balance on 01.04.2012	Transfer Inward	Expenditure During 2011-12	Revised Balance as on 01.04.2012	Transfer outward	Release During the Year 2012-13	TOTAL	Expenditure During 2012-13	Closing Balance	Name of the Centre to which transferred
90	CIMAP,Lucknow	-	87,863	-	-	-	6,62,137	7,50,000	6,82,992	67,008	
91	NRCSS, Ajmer	-	9,00,000	7,46,815	1,53,185	-	2,96,815	4,50,000	3,96,146	53,854	
92	DIMAPR, Anand	-	1,41,052	-	1,41,052	-	4,58,948	6,00,000	5,61,782	38,218	
93	Director, IIHR Bangalore(Rose)	-	65,326	-	65,326	-	7,13,475	7,78,801	6,80,795	98,006	
94	NRC for Grapes	-	10,77,784	-	10,77,784	-	5,00,000	15,77,784	9,01,279	6,76,505	
95	SKRAU Bikaner	-	-	-	-	-	-	-	-	-	
96	IARI (Division of vegetable Science)	1,17,006	-	-	1,17,006	-	1,00,000	2,17,006	2,02,092	14,914	
97	JNKVV, Jabalpur	-68,422	-	-	-68,422	-	4,50,000	3,81,578	2,88,117	93,461	
98	University of Agril. Sciences(UAS), Dharwad	-2,71,108	-	-	-2,71,108	-	9,21,108	6,50,000	6,13,204	36,796	
99	NBRI Lucknow(Boganvilla)	-1,95,634	-	-	-1,95,634	-1,95,634	-	-	-	-	NEW DUS CENTRE
100	NBRI Lucknow(Gladiolus varieties)	-30,800	-	-	-30,800	-30,800	-	-	-	-	NEW DUS CENTRE
	Total	2,63,10,705	18,97,396	18,87,845	2,66,07,022	1,35,85,286	2,99,71,826	4,27,06,796	2,87,38,344	1,39,68,452	



JAI PRAKASH SINGH
Financial Adviser, PPV & FRA, Govt. of India
NASC Complex, New Delhi-110012



R.C. AGRAWAL
Registrar General, PPV & FRA, Govt. of India
NASC Complex, New Delhi-110012



R.R. Hanchinal
Chairperson, PPV & FRA, Govt. of India
NASC Complex, New Delhi-110012

STATEMENT SHOWING THE DETAILS OF AMOUNT PAYABLE TO EXISTING DUS CENTRES

Amount (In Rs.)

S. No.	Name of DUS Centre	Balance on 01.04.2012	Transfer Inward	Expenditure During 2011-12	Revised Balance as on 01.04.2012	Transfer outward	Release During the Year 2012-13	TOTAL	Expenditure During 2012-13	Closing Balance	Name of the Centre to which transferred
1	Director, NRC for Citrus Nagpur	-	2,28,107	-	2,28,107	-	5,37,993	7,66,100	9,27,102	1,61,002	
2	ANGRAU, Hyderabad	38,527	-	-	38,527	-	6,39,117	6,00,590	6,33,072	32,482	
3	Directorate of Maize Res., New Delhi	9,398	-	-	9,398	-	12,59,398	12,50,000	12,50,341	341	
	Total	47,925	2,28,107	-	2,76,032	-	24,36,508	26,16,690	28,10,515	1,93,825	



JAI PRAKASH SINGH
Financial Adviser, PPV & FRA, Govt. of India
NASC Complex, New Delhi-110012



R.C. AGRAWAL
Registrar General, PPV & FRA, Govt. of India
NASC Complex, New Delhi-110012




R.R. Hanchinal
Chairperson, PPV & FRA, Govt. of India
NASC Complex, New Delhi-110012

STATEMENT SHOWING THE DETAILS OF AMOUNT RECEIVABLE FROM NEW DUS CENTRES

Amount (In Rs.)

Sl. No	Name of DUS Centre	Transfer inward	Expenditure during 2011-12	Revised balance as on 01.04.2012	Release During the Year 2012-13	Total	Expenditure during 2012-13	Balance
1	CIAH, Bikaner(Datepalm)	6,98,717	–	6,98,717	5,50,000	12,48,717	4,44,652	8,04,065
2	CIAH, Bikaner(Ber)	11,86,495	–	11,86,495	5,50,000	17,36,495	10,52,902	6,83,593
3	CITH, srinagar(strawberry)	3,30,737	–	3,30,737	–	3,30,737	–	3,30,737
4	Comp.Dr.Y.S.Parmar University of Horticulture & Forestry(Carnation)	5,45,000	2,44,250	3,00,750	5,25,000	8,25,750	–	8,25,750
5	Comp.Dr.Y.S.Parmar University of Horticulture & Forestry (poplar germplasm)	–	–	–	5,53,000	5,53,000	–	5,53,000
6	Dr. Balasaheb Konkan Krishi Vidyapeeth, Dapoli (nutmeg)	–	–	–	7,00,000	7,00,000	–	7,00,000
7	Dir. Of Floricultural Research IARI, New Delhi (Tuberose)	4,25,153	–	4,25,153	–	4,25,153	3,24,373	1,00,780
8	IIHR, Bangalore (Papaya & Custard Apple)	1,45,323	–	1,45,323	5,50,000	6,95,323	2,31,289	4,64,034
9	IIHR,Banglore (Carnation)	3,85,882	–	3,85,882	4,50,000	8,35,882	7,45,815	90,067
10	IIHR, Bangalore (China Astar)	1,50,506	–	1,50,506	2,99,494	4,50,000	3,22,428	1,27,572
11	IIHR, Bangalore (Jasmine)	4,55,690	–	4,55,690	4,50,000	9,05,690	4,63,943	4,41,747
12	IIHR, Bangalore (Strawberry)	3,75,159	–	3,75,159	3,00,000	6,75,159	–	6,75,159
13	IIHR,Banglore (Tuberose)	5,25,150	–	5,25,150	3,00,000	8,25,150	4,94,980	3,30,170
14	IIHR,Banglore (Marrygold)	1,55,000	–	1,55,000	4,50,000	6,05,000	5,57,858	47,142
15	IIHR,Banglore (Chilli)	10,12,892	–	10,12,892	7,50,000	17,62,892	17,62,892	–
16	IIHR,Banglore (amaranth)	4,88,000	–	4,88,000	4,45,000	9,33,000	8,36,002	96,998
17	IIHR, Banglore (Crossandra)	–	–	–	4,28,000	4,28,000	–	4,28,000
18	TNAU, Coimbatore(Papaya & custard apple)	1,50,000	–	1,50,000	3,50,000	5,00,000	2,91,375	2,08,625
19	NRCP Sholapur	3,03,000	2,28,865	74,135	4,75,865	5,50,000	1,82,979	3,67,021
20	NBRI Lucknow (canna varieties)	11,900	–	11,900	6,73,100	6,85,000	6,78,991	6,009
21	CAZRI Jodhpur (Pomegranate)	2,70,000	47,415	2,22,585	4,50,000	6,72,585	–	6,72,585
22	IARI, New Delhi (Marrygold)	4,80,090	–	4,80,090	1,10,000	5,90,090	5,51,705	38,385
23	IARI, New Delhi (Chilli)	1,20,421	–	1,20,421	3,29,579	4,50,000	1,15,044	3,34,956
24	IARI, New Delhi (Amaranth)	98,161	–	98,161	3,50,000	4,48,161	2,76,671	1,71,490
25	IARi, New Delhi (Bouganvilla)	–	–	–	5,05,000	5,05,000	–	5,05,000
26	NBPGR (Grain Amaranth)	857,832	–	8,57,832	–	8,57,832	1,82,276	6,75,556
27	NBPGR (Regional station akhola-grain Amaranth)	1,34,000	–	1,34,000	–	1,34,000	14,952	1,19,048
28	BCKV Kalyani(Pointed Gourd)	–	–	–	3,75,000	3,75,000	31,610	3,43,390
29	BCKV Kalyani (betal wine)	1,55,500	–	1,55,500	2,25,000	3,80,500	1,55,314	2,25,186
30	BCKV Kalyani (elephant footyam)	2,40,500	–	2,40,500	2,09,500	4,50,000	2,83,000	1,67,000
31	CTCRI, Trivenderam (elephant footyam)	1,11,254	–	1,11,254	2,75,000	3,86,254	1,75,430	2,10,824
32	CIAH, Bikaner (Bael)	6,17,500	–	6,17,500	2,88,000	9,05,500	–	9,05,500
33	CISH, Lucknow (Jamun)	6,16,000	–	6,16,000	3,00,000	9,16,000	5,85,571	3,30,429
34	CIAH, Bikaner (Jamun)	1,28,000	–	1,28,000	–	1,28,000	–	1,28,000
35	CISH, Lucknow (Anola Varieties)	3,15,000	–	3,15,000	3,00,000	6,15,000	3,77,483	2,37,517


Contd...



JAI PRAKASH SINGH
Financial Adviser, PPV & FRA, Govt. of India
NASC Complex, New Delhi-110012




R.C. AGRAWAL
Registrar General, PPV & FRA, Govt. of India
NASC Complex, New Delhi-110012



R.R. Hanchinal
Chairperson, PPV & FRA, Govt. of India
NASC Complex, New Delhi-110012

Sl. No	Name of DUS Centre	Transfer inward	Expenditure during 2011-12	Revised balance as on 01.04.2012	Release During the Year 2012-13	Total	Expenditure during 2012-13	Balance
36	CIAH, Bikaner (Anola varieties)	1,15,000	-	1,15,000	1,00,000	2,15,000	-	2,15,000
37	CIAH, Bikaner (Chironji and Tamarind))	-	-	-	6,97,000	6,97,000	-	6,97,000
38	Central Sericultural Research & Training Institute	-	-	-	5,00,000	5,00,000	-	5,00,000
39	Dir. Of Floricultural Research IARI, New Delhi(Gladiolus)	82,737	-	82,737	2,25,000	3,07,737	1,28,561	1,79,176
40	Director,HFRI Shimla	1,43,245	-	1,43,245	2,25,000	3,68,245	2,41,892	1,26,353
41	Director,ICAR Research Complex for NEH Region	3,52,800	2,78,939	73,861	-	73,861	-	73,861
42	Director,Rain Forest Research Institute,Jorhat	1,57,545	-	1,57,545	7,40,375	8,97,920	-	8,97,920
43	Director,Central Institute for Arid Horticulture	17,68,708	-	17,68,708	17,18,271	34,86,979	10,23,136	24,63,843
44	CTCRI, Trivandrum	1,17,642	-	1,17,642	3,00,000	4,17,642	-	4,17,642
45	Agriculture & Food Production, Bhubneshwar	-	-	-	7,32,000	7,32,000	-	7,32,000
46	IFGTB, Coimbatore	1,57,137	-	1,57,137	94,895	2,52,032	-	2,52,032
47	Punjab Agricultural Universtiy Ludhaina (Farmes awareness)	9,184	-	9,184	-	9,184	-	9,184
48	S.D.Agriculture University	8,98,309	2,79,830	6,18,479	-	6,18,479	-	6,18,479
49	IISR, Kozhikode	2,40,771	-	2,40,771	-	2,40,771	-	2,40,771
50	FCRI, Coimbatore (TNAU)	-2,82,367	-929	-2,81,438	6,40,697	3,59,259	-	3,59,259
51	TNAU, HYDERABAD	-	-	-	4,15,000	4,15,000	-	4,15,000
52	Compt. UAS GKVK, Banglore	-	-	-	8,82,000	8,82,000	5,76,741	3,05,259
53	Comptroller ANGRAU, Hyderabad	-	-	-	3,32,000	3,32,000	-	3,32,000
54	JNKV, Jabalpur	-	-	-	10,32,000	10,32,000	-	10,32,000
55	division of genetics, IARI, New Delhi	35,026	-	35,026	-	35,026	-	35,026
56	Director IGFR I Jhansi	-	-	-	16,30,000	16,30,000	2,15,666	14,14,334
57	GBPUA& T , Jhansi	-	-	-	4,82,000	4,82,000	54,289	4,27,711
58	PAU, Ludhiana	-	-	-	3,71,000	3,71,000	2,58,726	1,12,274
59	Director, CIAH, Bikaner(vegetable crops)	-	-	-	-	-	-	-
60	CTCRI Trivanantpuram (sweet potato & cassava)	-	-	-	5,00,000	5,00,000	4,92,663	7,337
61	Vaanghai Nagapatinam	-	-	-	1,23,298	1,23,298	-	1,23,298
62	CARI Port Blair (Noni)	-	-	-	1,62,000	1,62,000	-	1,62,000
63	IFGTB, Coimbatore (tectana grandis)	-	-	-	8,13,000	8,13,000	-	8,13,000
	Total	1,52,84,599	10,78,370	1,42,06,229	2,52,32,074	3,94,38,303	1,41,31,209	2,53,07,094



JAI PRAKASH SINGH
Financial Adviser, PPV & FRA, Govt. of India
NASC Complex, New Delhi-110012



R.C. AGRAWAL
Registrar General, PPV & FRA, Govt. of India
NASC Complex, New Delhi-110012




R.R. Hanchinal
Chairperson, PPV & FRA, Govt. of India
NASC Complex, New Delhi-110012

STATEMENT SHOWING THE DETAILS OF AMOUNT PAYABLE TO NEW DUS CENTRES

(Amount in Rs.)


Sl. No	Name of DUS Centre	Transfer inward	Expenditure during 2011-12	Revised balance as on 01.04.2012	Release during the Year 2012-13	Total	Expenditure during 2012-13	Balance
1	IIHR, Banglore (Beta Wine)	4,80,500	–	4,80,500	3,50,000	8,30,500	8,43,456	12,956
2	TNAU, Coimbatore (Jasmine)	5,42,000	–	5,42,000	–	5,42,000	7,29,240	1,87,240
3	NBPGR (Regional station Phagli - grain Amaranth- shimla)	1,12,621	–	1,12,621	–	1,12,621	1,18,440	5,819
4	CISH, Lucknow (Bael)	1,25,000	1,42,646	-17,646	–	-17,646	–	17,646
5	NBRI Lucknow (Boganvilla)	-1,95,634	–	-1,95,634	7,70,634	5,75,000	7,99,551	2,24,551
6	NBRI Lucknow (Gladiolus varieties)	-30,800	–	-30,800	6,85,000	6,54,200	6,79,963	25,763
7	Tocklai Experimental Research Station, Jorhat	2,69,153	–	2,69,153	8,57,847	11,27,000	17,99,120	6,72,120
8	CITH, Srinagar	-3,15,543	–	-3,15,543	12,95,543	9,80,000	14,33,462	4,53,462
9	Institute of Environment & Eco Development, Patna	-16,457	–	-16,457	–	-16,457	–	16,457
10	Gene Campaign New Delhi	–	–	–	4,40,000	4,40,000	5,54,083	1,14,083
	Total	9,70,840	1,42,646	8,28,194	43,99,024	52,27,218	69,57,315	17,30,097



JAI PRAKASH SINGH
Financial Adviser, PPV & FRA, Govt. of India
NASC Complex, New Delhi-110012



R.C. AGRAWAL
Registrar General, PPV & FRA, Govt. of India
NASC Complex, New Delhi-110012




R.R. Hanchinal
Chairperson, PPV & FRA, Govt. of India
NASC Complex, New Delhi-110012

Annexure - G

STATEMENT SHOWING THE DETAILS OF AMOUNT RECEIVABLE FROM REFERRAL LABORATORIES

(Amount in Rs.)

Sl. No	Name of Centre	Transfer inward	Expenditure during 2011-12	Revised balance as on 01.04.2012	Release during the year 2012-13	Total	Expenditure during 2012-13	Balance
1	NBPGR(Referral Lab, Biochemical Test)	8,65,000	–	8,65,000		8,65,000	2,26,766	6,38,234
2	CRRRI Cuttack(New Project)	5,45,500	1,75,000	3,70,500	5,00,000	8,70,500	4,97,254	3,73,246
3	NRCPB New Delhi	8,00,000		8,00,000		8,00,000	5,90,281	2,09,719
4	ICAR Unit, CICR, Nagpur	–	–	–	18,00,000	18,00,000	–	18,00,000
5	Project Director, DOR, Hyderabad	–	–	–	24,00,000	24,00,000	1,99,604	22,00,396
6	Director IIHR, Banglore (Horticulture crops)	–	–	–	6,70,000	6,70,000	–	6,70,000
7	Project Director, DMR, New Delhi	–	–	–	10,00,000	10,00,000	–	10,00,000
	Total	22,10,500	1,75,000	20,35,500	63,70,000	84,05,500	15,13,905	68,91,595



JAI PRAKASH SINGH
Financial Adviser, PPV & FRA, Govt. of India
NASC Complex, New Delhi-110012



R.C. AGRAWAL
Registrar General, PPV & FRA, Govt. of India
NASC Complex, New Delhi-110012




R.R. Hanchinal
Chairperson, PPV & FRA, Govt. of India
NASC Complex, New Delhi-110012

STATEMENT SHOWING THE DETAILS OF AMOUNT RECEIVABLE FROM FIELD GENE BANK

(Amount in Rs.)

SI. No	Name of Centers	Transfer Inward	Expenditure during 2011-12	Revised Balance as on 01.04.12	Release during the year 2012-13	Total	Expenditure during 2012-13	Balance
1	BAU Ranchi	15,50,000	11,32,167	4,17,833	10,00,000	14,17,833	11,63,120	2,54,713
2	Dr. Balasaheb Konkan Krishi Vidyapeeth, Dapoli	2,81,655	–	2,81,655	14,68,345	17,50,000	17,23,468	26,532
3	CAZRI Jodhpur (Field Gene Bank)	46,25,000	–	46,25,000	–	46,25,000	10,63,403	35,61,597
4	Comp, Dr. Y.S. Parmar University of Horticulture & Forestry	-3,82,152	–	-3,82,152	19,34,252	15,52,100	14,98,749	53,351
5	NBPGR, New Delhi	1,60,354	–	1,60,354	9,39,646	11,00,000	7,80,511	3,19,489
	Total	62,34,857	11,32,167	51,02,690	53,42,243	1,04,44,933	62,29,251	42,15,682



JAI PRAKASH SINGH
Financial Adviser, PPV & FRA, Govt. of India
NASC Complex, New Delhi-110012



R.C. AGRAWAL
Registrar General, PPV & FRA, Govt. of India
NASC Complex, New Delhi-110012




R.R. Hanchinal
Chairperson, PPV & FRA, Govt. of India
NASC Complex, New Delhi-110012

ADVANCE TO TRAINING CENTRES

Amount (In Rs.)

Sl. No	Name of Beneficiary	Opening 01.04.2012	Expenditure 2011-12	Revised balances as on 01.04.2012	Release during the year 2012-13	Refund	Expenditure during 2012-13	Balance as on 31.03.2013
1	Acharya N. G. Ranga Agri University	1,60,000	1,58,751	1,249	80,000	-	80,000	1,249
2	BAU Ranchi	60,000	-	60,000	-	-	-	60,000
3	CARI, Port Blair	18,325	-	18,325	1,30,000	-	1,30,000	18,325
4	Central Potato Research Institute, Shimla	1,20,000	86,308	33,692	-	33,692	-	-
5	CICR, Coimbtore	-	-	-	80,000	-	-	80,000
6	CICR, Nagpur	2,40,000	-	2,40,000	1,60,000	-	-	4,00,000
7	CIMAP Lucknow	1,20,000	-	1,20,000	80,000	-	1,20,000	80,000
8	Comp KAU, Trichur	27,406	-	27,406	80,000	-	-	1,07,406
9	Comp, GBPUA&T	1,50,872	1,35,012	15,860	80,000	15,860	-	80,000
10	Comp, MAU	60,000	-	60,000	-	-	-	60,000
11	Comp, ND Agricultural University	18,480	-	18,480	-	-	-	18,480
12	Comp, TNAU, Coimbtore	-	-	-	3,20,000	-	-	3,20,000
13	Comp. TNAU, Hyderabad	-	-	-	80,000	-	78,394	1,606
14	Comp. AAU, Jorhat	2,40,000	-	2,40,000	2,80,000	-	2,00,000	3,20,000
15	Comp. CCS, HAU, Hisar	-	-	-	1,60,000	-	-	1,60,000
16	Comp. CSAU&T Kanpur	41,128	41,128	-	80,000	-	80,000	-
17	Comp. CSKHPKV	1,60,000	-	1,60,000	2,40,000	-	-	4,00,000
18	Comptroller, I G K V Raipur	40,551	-	40,551	-	-	-	40,551
19	Comptroller, Sher-E-Kashmir Uni. of AST, Srinagar	1,80,000	-	1,80,000	-	-	-	1,80,000
20	Comptroller, Sher-E-Kashmir Uni. of AST, Jammu	80,000	-	80,000	-	-	53,515	26,485

Contd...



JAI PRAKASH SINGH
Financial Adviser, PPV & FRA, Govt. of India
NASC Complex, New Delhi-110012




R.C. AGRAWAL
Registrar General, PPV & FRA, Govt. of India
NASC Complex, New Delhi-110012



R.R. Hanchinal
Chairperson, PPV & FRA, Govt. of India
NASC Complex, New Delhi-110012

Sl. No	Name of Beneficiary	Opening 01.04.2012	Expenditure 2011-12	Revised balances as on 01.04.2012	Release during the year 2012-13	Refund	Expenditure during 2012-13	Balance as on 31.03.2013
21	Comptroller, SKRAU Bikaner	1,10,160	-	1,10,160	-	-	-	1,10,160
22	CPCRI, Kerala	1,60,000	1,60,000	-	80,000	-	80,000	-
23	CRIJAF Barackpore	1,60,000	1,25,826	34,174	80,000	34,174	-	80,000
24	CRRI Kuttak	10,000	-	10,000	80,000	-	80,000	10,000
25	Dean of Research OUAT	96,835	-	96,835	23,165	-	55,000	65,000
26	Dir. VPKAS Almorah	1,20,000	53,566	66,434	1,60,000	66,434	-	1,60,000
27	Director ICAR Re.Compl. Barapani	21,322	-	21,322	-	-	-	21,322
28	Director, MSSRF Chennai	2,00,000	2,00,000	-	2,40,000	-	2,39,999	1
29	Director,DRMR Bharatpur	42,326	-	42,326	80,000	42,326	59,050	20,950
30	Director,IARI New Delhi	1,04,003	-	1,04,003	80,000	-	70,625	1,13,378
31	Director,IARI (KVK Gurgaon)	80,000	80,000	-	80,000	-	79,626	374
32	Directorate of Groundnut Research , Junagrah, Gujrat	94,775	34,395	60,380	80,000	-	1,34,395	5,985
33	Directorate of Medicinal and Aromatic Plants Research	47,912	-	47,912	80,000	47,912	40,888	39,112
34	Directorate of Onion & Garlic Research , Rajgurunagar, puna	1,20,000	-	1,20,000	80,000	-	1,07,163	92,837
35	DWR Karnal	36,478	-	36,478	1,60,000	36,478	1,59,134	866
36	ICAR Unit NAARM	70,000	70,000	-	-	-	-	-
37	IIHR Bangalore (Division of ornamental crop)	80,000	51,014	28,986	1,60,000	28,986	-	1,60,000
38	IIHR Bangalore (Division of Veg Crop)	80,000	-	80,000	2,40,000	3,880	49,491	2,66,629
39	IIPR, Kanpur	1,80,000	73,734	1,06,266	-	-	-	1,06,266

Contd...



JAI PRAKASH SINGH
Financial Adviser, PPV & FRA, Govt. of India
NASC Complex, New Delhi-110012




R.C. AGRAWAL
Registrar General, PPV & FRA, Govt. of India
NASC Complex, New Delhi-110012



R.R. Hanchinal
Chairperson, PPV & FRA, Govt. of India
NASC Complex, New Delhi-110012

Sl. No	Name of Beneficiary	Opening 01.04.2012	Expenditure 2011-12	Revised balances as on 01.04.2012	Release during the year 2012-13	Refund	Expenditure during 2012-13	Balance as on 31.03.2013
40	Director, IIPR Kanpur (Chikpea)	-	-	-	80,000	-	-	80,000
41	Director, IIPR Kanpur (Mullarp)	-	-	-	80,000	-	-	80,000
42	JAU , Junagarh	37,219	-	37,219	80,000	37,219	46,071	33,929
43	MPKV, Rahuri	436	-	436	80,000	-	78,163	2,273
44	NRC for Soyabean	1,20,000	-	1,20,000	80,000	-	20,539	1,79,461
45	NRC of Orchids,Sikkim	28,894	28,894	-	1,60,000	-	68,070	91,930
46	NRC of Seed Spices,Ajmer	1,60,000	1,60,000	-	-	-	-	-
47	PAU, Ludhiana	1,60,000	-	1,60,000	-	-	-	1,60,000
48	PDKV, Akola	1,20,000	-	1,20,000	-	-	-	1,20,000
49	Project Director,DRR Hyderabad	1,60,000	-	1,60,000	2,60,000	-	1,00,000	3,20,000
50	Rajendra Agri University/RAU	60,000	-	60,000	-	-	-	60,000
51	SBI Comibatore	38,394	-	38,394	80,000	38,394	51,164	28,836
52	Voluntary Action for Research	1,80,000	1,80,000	-	-	-	-	-
53	YSPUH&F	60,000	60,000	-	80,000	-	-	80,000
54	IISR Calicut	27,049	-	27,049	80,000	27,271	60,000	19,778
55	Directorate of oilseeds Research, hyderabad	1,60,000	69,366	90,634	80,000	-	71,497	99,137
56	University of Agriculture Science, Dharwad	80,000	79,940	60	1,60,000	-	-	1,60,060
57	IIVR, Varanasi	1,20,000	1,08,428	11,572	1,60,000	-	69,056	1,02,516
58	Director of Agriculture & Food Product Bhubaneswar, Orissa	60,000	-	60,000	-	-	-	60,000
59	RAU Pusa	60,000	60,000	-	-	-	-	-
60	Adarsha Rural Development & Training Society	-	-	-	80,000	-	80,000	-
61	Director of agriculture Odisha	-	-	-	80,000	-	80,000	-

Contd...



JAI PRAKASH SINGH
Financial Adviser, PPV & FRA, Govt. of India
NASC Complex, New Delhi-110012




R.C. AGRAWAL
Registrar General, PPV & FRA, Govt. of India
NASC Complex, New Delhi-110012



R.R. Hanchinal
Chairperson, PPV & FRA, Govt. of India
NASC Complex, New Delhi-110012

Sl. No	Name of Beneficiary	Opening 01.04.2012	Expenditure 2011-12	Revised balances as on 01.04.2012	Release during the year 2012-13	Refund	Expenditure during 2012-13	Balance as on 31.03.2013
62	Comptroller, UAS Raichur	-	-	-	80,000	-	-	80,000
63	Comptroller, Shoolini University, Solan	-	-	-	80,000	-	80,000	-
64	Centre for Agriculture and Rural development	-	-	-	2,40,000	-	2,40,000	-
65	Cmp. Central agriculture University, Manipur	-	-	-	1,60,000	-	1,60,000	-
66	Director Research SHIATS Allahabad	-	-	-	1,60,000	-	1,60,000	-
67	ICAR Unit DSR, Hyderabad	-	-	-	2,40,000	-	80,000	1,60,000
68	Project Director, DMR, New Delhi	-	-	-	2,40,000	-	-	2,40,000
69	IISR, Lucknow	-	-	-	1,30,000	-	1,30,000	-
70	Nand Educational Foundation for Rural Development	-	-	-	80,000	-	80,000	-
71	UAS, Dharward	-	-	-	-	-	-	-
72	Directorate CPRI Shimla (Modipuram Shimla)	-	-	-	80,000	-	-	80,000
73	Director CTCRI, Trivandrum	-	-	-	1,60,000	-	48,936	1,11,064
74	Director CAZRI Jodhpur	-	-	-	1,60,000	-	44,271	1,15,729
75	Director NBPGR, New Delhi	-	-	-	80,000	-	80,000	-
76	Director NBRI, Luckow	-	-	-	80,000	-	80,000	-
77	Director CIAH, Bikaner	-	-	-	80,000	-	68,340	11,660
78	Comptroller SFRI Arunachal Pradesh	-	-	-	80,000	-	-	80,000


Contd...



JAI PRAKASH SINGH
Financial Adviser, PPV & FRA, Govt. of India
NASC Complex, New Delhi-110012




R.C. AGRAWAL
Registrar General, PPV & FRA, Govt. of India
NASC Complex, New Delhi-110012



R.R. Hanchinal
Chairperson, PPV & FRA, Govt. of India
NASC Complex, New Delhi-110012


Sl. No	Name of Beneficiary	Opening 01.04.2012	Expenditure 2011-12	Revised balances as on 01.04.2012	Release during the year 2012-13	Refund	Expenditure during 2012-13	Balance as on 31.03.2013
79	Director CISH Lucknow	-	-	-	80,000	-	-	80,000
80	Comptroller SKUAST, Rajouri	-	-	-	80,000	-	-	80,000
81	Head CHES, Vejalpur, Godhra	-	-	-	80,000	-	-	80,000
82	Director CITH, Srinagar	-	-	-	80,000	-	34,993	45,007
83	National Seed Corporation Ltd.	-	-	-	1,60,000	-	1,24,856	35,144
84	NRC for Citrus	-	-	-	80,000	-	63,463	16,537
85	Organizing Secretary ICP 2010	-	-	-	80,000	-	80,000	-
86	comptroller BSKKV Dapoli	-	-	-	80,000	-	80,000	-
87	BCKV West Bengal	-	-	-	80,000	-	-	80,000
	Total	51,62,565	20,16,362	31,46,203	81,03,165	4,12,626	42,56,699	65,80,043



JAI PRAKASH SINGH
Financial Adviser, PPV & FRA, Govt. of India
NASC Complex, New Delhi-110012



R.C. AGRAWAL
Registrar General, PPV & FRA, Govt. of India
NASC Complex, New Delhi-110012




R.R. Hanchinal
Chairperson, PPV & FRA, Govt. of India
NASC Complex, New Delhi-110012

ADVANCE TO OUTSIDERS

Amount (In Rs.)

Sl. No	Name of Beneficiary	Opening Balance as on 01.04.12	Expenditure of Earlier Year	Release during the Year 2012-13	Expenditure during 2012-13	Balance as on 31.03.2013
1	NISCAIR	12,775	12,775	800	800	-
2	Secretary, NAAS	500	500	-	-	-
3	Officer, NIC ND	23,333	23,333	-	-	-
4	Mr. Parthasarthy	28,000	-	-	-	28,000
5	Centre for Innovation	25,000	-	-	-	25,000
6	SRMIST Indian Science Congress	4,000	4,000	2,73,035	2,73,035	-
7	Training Cum Awareness Congress, Lucknow	4,000	4,000	-	-	-
8	Encyclo 9 Corp	5,933	5,933	7,266	7,266	-
9	Bennett Coleman & Co.	12,240	4,080	-	8,160	-
10	Indian Society of Genetics and Plant Breeding	2,000	2,000	1,00,000	1,00,000	-
11	Information and Publication of Agriculture	1,625	1,625	-	-	-
12	Pitney Bowers Pvt Ltd	6,618	6,618	12,421	12,421	-
13	Dir, NRC Sorghum	36,000	-	-	-	36,000
14	Secretary, Indian Society of Extension Education	30,000	30,000	-	-	-
15	Current Science Association	1,050	1,050	-	-	-
16	The Patents & Trade Mark	4,200	4,200	-	-	-
17	Eastern Book Company	7,698	7,698	8,318	8,318	-
18	ERNET India, New Delhi	4,70,000	-	51,147	5,21,147	-
19	Swamy Publisher (P) Ltd	500	500	520	-	520
20	Nine Dot None Mediaworx	1,000	-	-	1,000	-
21	Society for community Mobilization for sustainable development	1,80,000	1,80,000	80,000	80,000	-
22	Organizing Secretary, National Sugar Fest, Lucknow	80,000	80,000	-	-	-
23	Indian association of soil and water Cinservations	-	-	2,00,000	2,00,000	-
24	M/s Viva Books Private Ltd.	-	-	2,691	2,691	-
25	National Informatics Centres	1,18,200	-	77,800	1,96,000	-
26	NSFI Global Agri Connect	90,000	90,000	1,50,000	1,50,000	-
27	Universal Law Publication Co	-	-	55,800	55,800	-
28	M/s Incredible Design	-	-	52,090	52,090	-
29	MSSRF Chennai	-	-	1,00,000	1,00,000	-
30	Amity university , Noida,U.P	-	-	1,00,000	1,00,000	-
31	Indian Society of Agriculture Statistics	-	-	1,00,000	1,00,000	-
32	M/s Godrej& Boyce Mfc. Co. Ltd.	-	-	40,229	40,229	-

Contd...



JAI PRAKASH SINGH
Financial Adviser, PPV & FRA, Govt. of India
NASC Complex, New Delhi-110012




R.C. AGRAWAL
Registrar General, PPV & FRA, Govt. of India
NASC Complex, New Delhi-110012



R.R. Hanchinal
Chairperson, PPV & FRA, Govt. of India
NASC Complex, New Delhi-110012

Sl. No	Name of Beneficiary	Opening Balance as on 01.04.12	Expenditure of Earlier Year	Release during the Year 2012-13	Expenditure during 2012-13	Balance as on 31.03.2013
33	Secretary ICAR, New Delhi	-	-	60,000	60,000	-
34	Haryana Kisan Ayog, Hisar	-	-	80,000	80,000	-
35	Indian Institute of Management	-	-	2,00,000	2,00,000	-
36	NRCSS Ajmer	-	-	75,000	75,000	-
37	NA Services	-	-	1,30,169	1,30,169	-
38	National Academy of Agriculture	-	-	3,15,000	3,15,000	-
39	Convernor Organizing Committee, Cocotech	-	-	65,562	65,562	-
40	Future Generalia India Insurance Co.	-	-	5,938	5,938	-
41	Hindi Book Center	-	-	7,825	7,825	-
42	New Kaushjal Furniture	-	-	6,200	6,200	-
43	P Narayan Unny	-	-	1,530	1,530	-
44	Indian Journal of Plant Genetic Resources	2,000	2,000	-	-	-
45	NSAI Indian Seed Congress 2013	-	-	35,000	35,000	-
46	Deen Dayal Upadhya	-	-	20,000	20,000	-
47	IIVR, Varanasi	-	-	3,24,000	2,69,354	54,646
48	Saraswati Accountant Software Pvt Ltd	-	-	14,315	14,315	-
49	Director NBPGR New Delhi	-	-	600	600	-
	Total	11,46,672	4,60,312	27,53,256	32,95,450	1,44,166



JAI PRAKASH SINGH
Financial Adviser, PPV & FRA, Govt. of India
NASC Complex, New Delhi-110012



R.C. AGRAWAL
Registrar General, PPV & FRA, Govt. of India
NASC Complex, New Delhi-110012




R.R. Hanchinal
Chairperson, PPV & FRA, Govt. of India
NASC Complex, New Delhi-110012

ADVANCE TO STAFF

Amount (In Rs.)

S.No	Name of Beneficiary	Advance Paid
1	P.L.Gautam	1,63,000
2	Manoj Srivastava	13,00,950
3	J.P.Singh	21,900
4	Dipal Roy Choudhury	1,37,300
5	D.S.Mishra	1,13,000
6	D. S. Raj Ganesh	70,000
7	Rabi Raman Pradhan/DDO	9,67,679
8	D.S. Pilonia	9,000
9	Tejbir Singh	4,30,000
10	Ravi Prakash	6,45,000
11	Ajay Kumar Singh	26,000
12	A.C Sarma	95,000
13	Manoj Kumar	1,15,000
14	R.C Agrawal	50,000
	Total	41,43,829



JAI PRAKASH SINGH
Financial Adviser, PPV & FRA, Govt. of India
NASC Complex, New Delhi-110012



R.C. AGRAWAL
Registrar General, PPV & FRA, Govt. of India
NASC Complex, New Delhi-110012



R.R. Hanchinal
Chairperson, PPV & FRA, Govt. of India
NASC Complex, New Delhi-110012


Annexure - L

ADVANCE AGAINST DUS TEST FEES as on 31.03.2013

Amount (In Rs)

Sl.No	Name of Beneficiary	Advance Paid
1	Achara NG RAU Hyderabad (Maize)	2,67,000
2	AICPMIP, Jodhpur (Pearl Millet)	2,04,000
3	Comp. ANGRAU, Hyderabad (Black Gram)	3,000
4	Comp. ANGRAU, Hyderabad (Green Gram)	3,000
5	Comp.CCSHAU (Cotton)	1,89,875
6	Comp. CSUA&T Kanpur	33,000
7	Comp JAU, Jamnagar (Castor)	9,000
8	Comp. PAU, Ludhiana (Cotton)	1,89,875
9	Comp. PDKV, Akola (Red Gram)	36,000
10	Comp TNAU COIMBATORE (Rice)	21,000
11	Comp TNAU, Coimbtore (Sunflower)	93,000
12	Comp. TNAU, Coim (Groundnut)	12,000
13	Comp,UAS, Dharwad (Cotton)	3,29,000
14	Comp. UAS, Dharwad (136/10)	3,000
15	CRIJAF, Barrackpore (Bud Bud) (Jute)	10,500
16	CRRRI Cuttack (Rice)	96,000
17	Dir. CRIJAF, Barrackpore (Jute)	14,000
18	Dir. DSR, Indore (Soyabean)	4,000
19	Director, IARI, N.D (Cauliflower)	1,08,000
20	Director, IARI, (Regional Station Karnal)	18,000
21	Director, IIVR, Varanasi (Cauliflower)	1,52,000
22	Dir. IARI, N.D (Regional Station Katrain) (Cauli)	6,000
23	Dir. IARI (Regional Station Indore)	6,000
24	Dir. IIHR, Banglore (Okra)	66,000
25	Dir. IIHR, Banglore (Brinjal)	1,50,000
26	Dir. IIHR, Banglore (Tomato)	3,66,000
27	Dir IIPR, Kanpu (Mullarp) (Green Gram)	4,000
28	Dir. IIPR, Mullarp (Black Gram)	4,000
29	Dir. IIVR, Varansi (Tomato)	4,88,000
30	Dir. NRC Junagarh (Groundnut)	16,000
31	DOR Hyderabad (Castor)	12,000
32	GBPUA&T, Pantnagar (Sorghum)	9,000
33	ICAR Unit CICR Nagpur (Cotton)	1,92,500
34	ICAR UNIT, DRMR Bharatpur	40,000
35	ICAR UNIT DSR Hyderabad (Sorghum)	1,68,000

Contd...



JAI PRAKASH SINGH
Financial Adviser, PPV & FRA, Govt. of India
NASC Complex, New Delhi-110012




R.C. AGRAWAL
Registrar General, PPV & FRA, Govt. of India
NASC Complex, New Delhi-110012



R.R. Hanchinal
Chairperson, PPV & FRA, Govt. of India
NASC Complex, New Delhi-110012

SI.No	Name of Beneficiary	Advance Paid
36	IIVR, Varanasi (Brinjal)	2,00,000
37	IIVR, Varanasi (Okra)	88,000
38	MPKV Rahuri (Pearl Millet)	1,53,000
39	MPKV, Rahuri (Sorghum)	93,000
40	P.C, CICR Reg. Stat Coimbtore (Cotton)	4,34,000
41	PD DMR Pusa New Delhi (Maize)	3,56,000
42	P. D. DRR Hyderabad (Rice)	1,80,000
43	Project Dir. DOR, Hyderabad (Sunflower)	1,24,000
44	Project Dir. DWR Karnal	12,000
45	MPKV Rahuri (Pearl Millet)	24,000
46	Dir IARI New Delhi (Cabbage)	72,000
47	IISR Lucknow	14,000
48	IIVR Varanasi	96,000
49	Sugarcane Breeding Institute Coimbatore	10,500
	TOTAL	51,79,250



JAI PRAKASH SINGH
Financial Adviser, PPV & FRA, Govt. of India
NASC Complex, New Delhi-110012



R.C. AGRAWAL
Registrar General, PPV & FRA, Govt. of India
NASC Complex, New Delhi-110012




R.R. Hanchinal
Chairperson, PPV & FRA, Govt. of India
NASC Complex, New Delhi-110012

Annexure-M**RECOVERY OF ADVANCE FROM EXISTING DUS CENTRES/
NEW DUS CENTRES/TRAINING CENTRES**

Amount(In Rs)

S.No	Name of Beneficiary	Refund Received
1	Dir. VPKAS Almorah	66,434
2	Directorate of Medicinal and Aromatic Plants Research	47,912
3	DWR Karnal	36,478
4	IIHR Bangalore (Division of ornamental crop)	28,986
5	JAU, Junagarh	37,219
6	SBI Comibatore	38,394
7	IISR Calicut	27,271
8	Comp. GBPUA&T	15,860
9	CPRI Shimla	33,692
10	Dir CRIJAF Barrakpore	34,174
11	Dir of Rapeseed and Mustard Research	42,326
12	IIHR Bangalore (Division of veg crop)	3,880
	Total	4,12,626



JAI PRAKASH SINGH
Financial Adviser, PPV & FRA, Govt. of India
NASC Complex, New Delhi-110012



R.C. AGRAWAL
Registrar General, PPV & FRA, Govt. of India
NASC Complex, New Delhi-110012




R.R. Hanchinal
Chairperson, PPV & FRA, Govt. of India
NASC Complex, New Delhi-110012

STATUTORY LIABILITIES PAID

Amount (In Rs.)


Sl.No	Particulars	Amount
1	CGEGIS	29,445
2	CGHS	3,900
3	GPF (108/02)	8,08,650
4	HBA	92,646
5	LICENSE FEES	23,541
6	TDS (Advertisement)	57,576
7	TDS (Contractor)	3,56,322
8	TDS (Professional)	9,04,102
9	TDS (Salary)	13,54,814
10	NPS	5,87,384
11	Others(108/12)	1,16,376
12	CPF Contribution	72,000
13	Professional Tax	2,496
	Total	44,09,252



JAI PRAKASH SINGH
Financial Adviser, PPV & FRA, Govt. of India
NASC Complex, New Delhi-110012



R.C. AGRAWAL
Registrar General, PPV & FRA, Govt. of India
NASC Complex, New Delhi-110012




R.R. Hanchinal
Chairperson, PPV & FRA, Govt. of India
NASC Complex, New Delhi-110012

Annexure-O**Recovery of Advance from Staff**

Amount (In Rs.)

S.No	Name of Beneficiary	Refund Received
1	Rabi Raman Pradhan/DDO	1,88,851
2	Manoj Srivastava	4,51,043
3	Tejbir Singh	2,18,399
4	A.C Sharma	6,952
5	Manoj Kumar	–
6	Ravi Prakash	2,14,864
7	D.S Mishra	30,414
8	P.L Gautam	1,670
9	D.S Pilia	1,000
10	Ajay Kumar Singh	13,358
11	D.S Raj Ganesh	8,479
12	Dipal Roy Choudhury	14,473
13	R.C Agrawal	50,000
14	J.P Singh	–
	Total	11,99,503



JAI PRAKASH SINGH
Financial Adviser, PPV & FRA, Govt. of India
NASC Complex, New Delhi-110012



R.C. AGRAWAL
Registrar General, PPV & FRA, Govt. of India
NASC Complex, New Delhi-110012




R.R. Hanchinal
Chairperson, PPV & FRA, Govt. of India
NASC Complex, New Delhi-110012

ADVANCE PAID TO SUPPLIERS

Amount (In Rs.)

S.No	Name of Beneficiary	Release during the year 2012-13
1	HCL Info System Ltd.	4,43,136
2	Sahara Net Corporation Ltd.	2,73,517
	Total	7,16,653



JAI PRAKASH SINGH
Financial Adviser, PPV & FRA, Govt. of India
NASC Complex, New Delhi-110012



R.C. AGRAWAL
Registrar General, PPV & FRA, Govt. of India
NASC Complex, New Delhi-110012



R.R. Hanchinal
Chairperson, PPV & FRA, Govt. of India
NASC Complex, New Delhi-110012

SCHEDULE -24

Significant Accounting Policies of PPV & FRA for the Year Ended 31st March, 2013

1. ACCOUNTING CONVENTION

The Financial Statements are prepared under the historical cost convention, in accordance with Generally Accepted Accounting Principles (GAAP), the applicable mandatory Accounting Standards (AS) issued by Institute of Chartered Accountants of India and relevant presentational requirements for Central Autonomous Bodies as prescribed by Controller General of Accounts. The Authority follows the accrual method of accounting in respect of all items of expenditure and income except where otherwise stated.

2. FIXED ASSETS

- a) Fixed Assets are accounted for after these are taken on charge duly inspected.
- b) Fixed Assets are stated at cost less accumulated depreciation .Cost comprises the purchase price, inward freight, duties & taxes and any other directly attributable cost of bringing the assets to its working conditions for its intended use. Financing cost relating to acquisition/construction of qualifying fixed assets are also included to the extent they relate to the period till such assets are ready for their intended use.
- c) Fixed Assets received by way of non-monetary grants are capitalized at value stated by corresponding credit to Capital Reserve. Fixed Assets received as free gift are taken into account at nominal value of Re.1/-

3. DEPRECIATION

- a) Depreciation is provided on written down value method at rates specified in Income Tax Act,1961.
- b) Each item of fixed assets costing Rs.5,000 and below are fully depreciated in the year of acquisition.

4. LEASE

Lease rentals are expensed with reference to lease terms.

5. IMPAIRMENT OF ASSETS


An asset is treated as impaired when the carrying cost of the asset exceeds its recoverable value. The impairment loss is charged to Income & Expenditure Statement for the year in which the asset is identified as impaired. The impairment loss recognized in prior accounting period is reversed if there has been a change in the estimated or recoverable amount.

6. MISCELLANEOUS EXPENDITURE

Deferred revenue expenditure is written off over a period of 5 years from the year it is incurred.

7. GOVT. GRANTS / SUBSIDIES

- a) Lump-sum grants-in-aid is received from Government of India for meeting the expenditure of recurring nature whether



JAI PRAKASH SINGH
Financial Adviser, PPV & FRA, Govt. of India
NASC Complex, New Delhi-110012



R.C. AGRAWAL
Registrar General, PPV & FRA, Govt. of India
NASC Complex, New Delhi-110012



R.R. Hanchinal
Chairperson, PPV & FRA, Govt. of India
NASC Complex, New Delhi-110012

capital or revenue and salaries. Cost of depreciable assets created out of Grants in Aid is credited to "Corpus/Capital Fund" account. Depreciation on those assets is also charged against Corpus/Capital Fund over the useful life of asset and is recognised as income in the Income & Expenditure Account. Excess of balance grant over the revenue expenditure is transferred to Corpus/Capital Fund at the end of the year. Grants-in-aid/subsidies given to DUS Centers and others after approval from Competent Authority is accounted for as advance to them and on receipt of audited utilization certificate in the prescribed format from the respective DUS Centers/Others, actual expenditure incurred is debited to grants-in-aid to DUS centers/others account from advance account and balance amount of advance as on last day of the year represents as unspent balance of advance.

- b) In case when the centre submits the utilization certificate for previous year after finalization of accounts, the expenditure is accounted in the relevant current year and booked under the head prior period expenses.
- c) In case actual expenditure incurred is more than advance paid, necessary liability is created for the excess amount incurred based on utilization certificate received and the amount is released on approval of competent Authority and in case additional expenditure so incurred, is not found justified, the liability created is written back.

8. FOREIGN CURRENCY TRANSACTIONS

Transactions in foreign currencies are recorded at the exchange rate prevailing on the date of transactions.

9. RETIREMENT BENEFITS

- a) Authority's contributions paid/payable during the year to New Pension Scheme is recognized in the Income and Expenditure Statement.
- b) The liabilities in respect of Gratuity is provided on the basis of actuarial valuation ascertained annually at the year end.
- c) The liability for leave encashment to employees is ascertained annually on accrual basis based on actuarial valuation at the year end and provided for.

10. TAXATION

As per section 91 of PPV & FR Act 2001, the Authority is not liable to pay wealth tax, income-tax or any other tax in respect of their wealth, income, profits or gains derived.


11. PROVISIONS, CONTINGENT LIABILITIES AND CONTINGENT ASSETS

Provisions involving substantial degree of estimation in measurement are recognized when there is a present obligation as a result of past events and it is probable that there will be an outflow of resources. Contingent liabilities are not recognized but are disclosed in the Notes forming part of the accounts. Contingent assets are neither recognized nor disclosed in the financial statements.

12. INCOME AND EXPENSES

All the income and expenses of the year, except those specified later in this paragraph, are accounted for on accrual basis under the specific direct heads of accounts

- a) Income or Expenditure of earlier years, which arise as a result of errors or omissions in making provision/ creating the



JAI PRAKASH SINGH
Financial Adviser, PPV & FRA, Govt. of India
NASC Complex, New Delhi-110012



R.C. AGRAWAL
Registrar General, PPV & FRA, Govt. of India
NASC Complex, New Delhi-110012



R.R. Hanchinal
Chairperson, PPV & FRA, Govt. of India
NASC Complex, New Delhi-110012

liability in the one or more prior periods, is accounted for under "Prior Period Adjustment" account.

- b) If actual expenditure or income exceeds the liability created /provision made on estimated basis, the same are accounted for on cash basis.
- c) Expenditure/Income accruing to the Authority on account of decision taken after the date of finalization of annual accounts and extra ordinary items, if any, having retrospective effect, is accounted for on cash basis.
- d) In determining the accounting treatment and manner of disclosure of an item in the Balance Sheet and/or Income and Expenditure Account, due consideration is given to the concept of materiality and hence pre paid/prior period items up to Rs.1000 in each case are accounted for to the natural heads of account on cash basis.


13. REVENUE RECOGNITION

- a) Fee for Application/Registration, for granting extension and for notice of opposition and contribution from any national and International Organization and from other sources are recognized as income on their receipt.
- b) Authority is receiving DUS test fee from various applicants and major part of it is being remitted to DUS test centre to share a part of the testing expenses. On receipt of DUS test fee, the same is accounted for as liability. As per existing policy of the Authority, 70% of DUS test fee released to DUS test centers, is accounted for as advance to respective DUS test centre. On receipt of actual date of test from the respective DUS test centers, advance given earlier is adjusted against the liability of for DUS test fee and balance 30% of DUS test fee is accounted as income of the authority, in the year in which the test is conducted.
- c) PVJ Subscription received in advance is accounted for as prepaid to the extent relates to next financial year.
- d) Amounts received for benefit sharing and compensation from the breeders, are treated as liability payable to claimants as and when such amounts are received.
- e) Interest income is recognized on a time proportion basis taking into account the amount outstanding and rate applicable.

14. SEPARATE DISCLOSURE

Separate disclosures are made in the Income and Expenditure Account in respect of:

- a) "Prior Period" items which comprise material items of income or expenses which arise in the current period as a result of errors or omissions in the preparation of the financial statements of one or more prior periods
- b) "Extra-ordinary" items, which are material items of income or expenses that arise from events or transactions that are clearly distinct from the ordinary activities of the entity and, therefore, are not expected to recur frequently or regularly.
- c) Any item under the head "Miscellaneous Income" which exceeds 1 per cent of the gross income of the Authority or Rs. 50,000/- whichever is higher, is shown against an appropriate account head in the Income and Expenditure Account.
- d) Any item under the head "Miscellaneous Expenses which exceeds 1 per cent of the gross income or Rs.50000 whichever is higher is shown as a separate an distinct item against an appropriate account head in the Income and Expenditure Account.



JAI PRAKASH SINGH
Financial Adviser, PPV & FRA, Govt. of India
NASC Complex, New Delhi-110012



R.C. AGRAWAL
Registrar General, PPV & FRA, Govt. of India
NASC Complex, New Delhi-110012



R.R. Hanchinal
Chairperson, PPV & FRA, Govt. of India
NASC Complex, New Delhi-110012

SCHEDULE -25

Contingent Liabilities and Notes to Accounts for the Year Ended 31.03.2013

1. Contingent liabilities

In a concerned Court case against the Authority regarding refund of fees of applicants who filed the applications before relevant Gazette notification amounting to Rs.29.15 lakhs approximately as intimated. Honorable High court has given its judgment for refund of such fees. The Authority has, however, taken stay orders against the verdict of the Honorable High Court.

2. Capital Commitments

Supply order was given to Sahara Next Corp. Ltd. for designing and development of portal of the PPV&FR Authority for Rs.10,81,909 on 26.04.2012 but a sum of Rs.3,03,908 at the rate of 25% of the total cost has been paid during 2012-13 and balance 75% amount of Rs. 7,78,001 is yet to be paid as on 31.03.2013. Similarly a supply order was given to M/s. HCL Infosystem Ltd. for developing an Integrated Content Management System (ICMS) for Rs.6,95,662 on 31.01.2012 but only Rs.4,52,180 at the rate of 65% has been paid during 2012-13 and balance 35% amount of Rs.2,43,482 is to be paid on completing functionality and implementation of ICMS. Thus, commitment on capital account not provided for as on 31.03.2013 amounts to Rs.10,21,483.


3. Lease Obligations

(a) Office building of the Authority at NASC Complex, DPS Marg, opposite Todapur Village, New Delhi was on lease basis. During last year it was decided that Authority shall pay monthly rent to ICAR as per CPWD norms. Accordingly on the demand of ICAR, Authority paid rent of Rs.19,20,250 for the period from 02.01.2006 to 31.08.2011 and w.e.f. 01.09.2011 Authority has been paying the monthly rent @ Rs. 22,459/-.

(b) For its two branch offices located at Guwahati & Ranchi a lease agreement has been executed with Assam Agriculture University, Jorhat (AAU) on 30.12.2011 for office building at Guwahati at the rate of Rs. 60,000 p.a and a lease agreement has also been executed with Birsa Agricultural University (BAU), Ranchi on 01.09.2012 for office building at Ranchi at the rate of Rs.50,000 p.a.

4. Construction of Authority Building

The Authority was to construct Plant Authority Bhawan for an estimated cost of Rs.74.72 crores for constructing five floors building on 10480 sq. meter land transferred by ICAR to PPV&FRA in IARI adjoining Harbhajan Enclave, New Delhi. After completing all codal formalities the Authority initiated the construction of the building and obtained necessary clearances. In the mean time the Planning Commission took up the matter with the DAC to explore the possibility of accommodating NRAA and DAC in the proposed Plant Variety Bhawan. To explore the possibilities of constructing additional floors, a joint meeting between the officers of DAC, NRAA, PPV&FRA and UPRNNL was held on 24th August, 2012. As per the minutes of the meeting it was decided that three additional floors and one basement shall be constructed out of which two floors shall be for NRAA and one for DAC. The expenditure incurred so far on the finalization of the process of building, drawings, necessary clearness etc. have to be shared by NRAA and DAC. Extra expenditure on finalization of drawing, building revise clearness etc will be borne by NRAA. As per the revised plan the total cost of constructing eight floors building is estimated to Rs.115.79 crores which is bifurcated among PPV&FRA, NRAA and DAC as Rs.77.69 crores, Rs.26.42 crores and Rs.11.68 crores respectively. The required funds on pro-rata basis was to be provided by NRAA and DAC to the PPV&FRA and there will be a single window for clearing payments through PPV&FRA. As per the decision NRAA was to make an advance payment of Rs. 5 crores for initial activity and an advance of Rs.2.5 crores was to be provided by DAC. On the basis of decision taken in the meeting UPRNNL prepared the revised layout plan and submitted the bill of Rs. 187.40 lakhs. On account of certain administrative reasons NRAA and DAC couldn't make the payment of Rs. 5 crores



JAI PRAKASH SINGH
Financial Adviser, PPV & FRA, Govt. of India
NASC Complex, New Delhi-110012



R.C. AGRAWAL
Registrar General, PPV & FRA, Govt. of India
NASC Complex, New Delhi-110012



R.R. Hanchinal
Chairperson, PPV & FRA, Govt. of India
NASC Complex, New Delhi-110012


and 2.5 crores respectively. Pending receipt of the funds the payment of Rs.187.40 lakhs has not been made to UPRNNL upto 31.03.2013 and provision has been made for the same. As and when the amount is received from NRAA and DAC, the claim of UPRNNL shall be settled.

5. Fixed Assets

During physical verification One Barcode Printer, One Bar code scanner, One Analytic Balance one Moisture Analyser and one laptop having total value of Rs. 2,84,769 were found short and one Seed Drier was found in excess. Pending investigation and decision in the matter, no accounting has been made. Assets sold/disposed off during the year, profit/loss on sale/disposal of such assets and other particulars have been properly disclosed in the accounts.

6. Current Assets, Loans and Advances

- (a) Authority has taken Franking Machine from Post Office and the same is filled with stamps for a lump sum amount. On the basis of register maintained for daily consumption of stamps, total expenditure incurred on stamps is debited to relevant expenditure head. As on 31st March 2013, the stamps in hand amounted to Rs.1,10,595.
- (b) Rs. 45,000 is shown as advance receivable from Department of Agriculture and Cooperation on account of Contributory Provident Fund (CPF) contribution of ex-chairperson. On the instructions of the Ministry, CPF was discontinued to the Chairperson; this amount has been paid by the Authority and has to be received back.
- (c) As per para 13(b) of Accounting Policy of the Authority, a sum of Rs 77,00,500 has been paid as advance to various DUS Test Centres, against DUS Test fee of Rs.3,17,67,500 upto 31.3.2013. Necessary adjustment of advances with liability shall be done on linking of individual cases of DUS Test fee received with advances paid there against to respective DUS Test centres and date of DUS Test reports received from them which is under the process of finalization. During the year Authority changed the policy of releasing full 70% advance to DUS Test centres in place of earlier policy of releasing 50% of 70% and balance on receipt of adjustment account. As a result of change the accounting policy during the year, the advance to DUS Test centres, has increased by Rs. 25,89,625.
- (d) Up to last year Advances paid to various institutions were accounted for under the heads DUS Centres and Projects but as per allocations made in the 11th EFC Memo, the utilization is to be made under the heads, Existing DUS Centres, New DUS Centres, Support to Referral Labs and Establishment/ Strengthening of Field Gene Banks. In order to have effective control advances paid and adjustment thereof were made under four heads as mentioned above during 2012-13 after making necessary transfer entries from old heads to new heads of accounts. On account of closer of project account, the opening balance as on 01.04.2012 appearing as amount receivable from project for Rs.1,46,12,161 and amount payable to projects for Rs.13,71,148 were transferred to respective new heads as shown Annexure – B.
- (e) Advance against existing DUS centres stood as Rs.2,63,58,630 as opening balance as on 01.04.2012 and Rs. 3,24,08,334 was released during the year 2012-13 to various existing DUS centres. Utilization Certificates of Rs. 3,15,48,859 for the year 2012-13 and Rs.18,87,845 for the year 2011-12 were received till close of the accounts of 2012-13 and balance of Rs.1,39,68,452 is lying outstanding as on 31.03.2013 pending receipt of utilization certificate from the concerned DUS centres as per Annexure – C & D.
- (f) During the year the closing balance of projects and DUS centres as on 31.03.2012 transferred to new DUS centres amounted to Rs.1,62,55,439 and Rs. 2,96,31,098 was released during the year 2012-13 to various new DUS centres. Utilization Certificates of Rs. 2,10,88,524 for the year 2012-13 and Rs.12,21,016 for the year 2011-12 were received till close of accounts of 2012-13 and balance of Rs.2,53,07,094 is outstanding as on 31.03.2013 pending receipt of utilization certificates from concerned new DUS centres as per Annexure – E & F.
- (g) During the year the closing balance of projects and DUS centres as on 31.03.2012 transferred to Referral Laboratories



JAI PRAKASH SINGH
Financial Adviser, PPV & FRA, Govt. of India
NASC Complex, New Delhi-110012



R.C. AGRAWAL
Registrar General, PPV & FRA, Govt. of India
NASC Complex, New Delhi-110012



R.R. Hanchinal
Chairperson, PPV & FRA, Govt. of India
NASC Complex, New Delhi-110012

amounted to Rs. 22,10,500 and Rs. 63,70,000 was release during the year 2012-13 to various Referral Laboratories. Utilization Certificates of Rs.15,13,905 for the year 2012-13 and Rs.1,75,000 for the year 2011-12 were received till close of accounts of 2012-13 and balance of Rs.68,91,595 is outstanding as on 31.03.2013 pending receipt of utilization certificates from concerned Referral Laboratories as per Annexure – G.


- (h) During the year closing balance of projects and DUS centres as on 31.03.2012 transferred to Field Gene Banks amounted to Rs. 62,34,857 and Rs. 53,42,243 was released during the year 2012-13 to various Field Gene Banks. Utilization Certificates of Rs.62,29,251 for the year 2012-13 and Rs. 11,32,167 for the year 2011-12 were received till close of accounts of 2012-13 and balance of Rs. 42,15,682 is outstanding as on 31.03.2013 pending receipt of utilization certificates from concerned Field Gene Banks as per Annexure – H.
- (i) The opening balance of advance as on 01.04.2012 against training centres was Rs.51,62,565 and Rs.81,03,165 was released during the year 2012-13 to various training centres. Utilization Certificates of Rs.42,56,699 for the year 2012-13 and Rs.20,16,362 for the year 2011-12 were received till close of accounts of 2012-13 and balance of Rs.65,80,043 is lying outstanding as on 31.03.2013 pending receipt of utilization certificates from concerned training centres as per Annexure – I.
- (j) As per utilization certificates received, actual expenditure incurred during the year by some of the DUS Test/Project centres was more than funds released by Rs.19,23,922. Since the excess expenditure incurred relates to current year, necessary liability has been created which shall be released on approval of Competent Authority and in case additional expenditure incurred was not found justified, the liability created shall be written back.
- (k) As per audited utilization certificate received during the year 2012-13, an amount of Rs.45,368 was overstated as utilized during 2011-12 by the DUS Centre /projects. The excess amount shown as utilized during last year has been added back to opening balance as of advance as on 1-04-12.
- (l) In certain cases the advances have been adjusted on the basis of provisional utilization certificates. Further, the advances outstanding are subject to reconciliation and confirmation by the DUS center/ project authorities.
- (m) Annual fee has been considered as due on completion of one year from the date of registration of the crop variety. Accordingly, accounting has been made for annual fee receivable, received in advance and refundable as on 31.03.2013. No annual fee has, however, been considered as receivable if validity period of the registered variety expires before the due date of annual fee. Further, as per gazette notification dated 26th August, 2009, the breeders or agent and licensee are also required to pay a certain percentage of sale value of the seeds and royalty of the registered variety. As per the requirement the share of sale value and royalty was due in 22 cases upto 31.03.2013 but Authority received Rs.1,75,983 only from one. No income for amount due could be accounted for in the absence of details of sale value available from breeders or agent and licensee in remaining cases for which necessary follow up action is being taken.

7. Taxation

As per section 91 of PPV & FRA Act 2001, "Authority is not liable to pay any wealth tax, income tax, or any other tax in respect of their wealth, income, profits or gains derived", and hence no provision for current and deferred income tax has been made.

8. Imprest

The outstanding amount of imprest was Rs. 10,000 as on 31.3.2013 in head office but there was no outstanding imprest in respect of Guwahati and Ranchi.



JAI PRAKASH SINGH
Financial Adviser, PPV & FRA, Govt. of India
NASC Complex, New Delhi-110012



R.C. AGRAWAL
Registrar General, PPV & FRA, Govt. of India
NASC Complex, New Delhi-110012



R.R. Hanchinal
Chairperson, PPV & FRA, Govt. of India
NASC Complex, New Delhi-110012

9. Gene Fund

During the year, authority incurred a sum of Rs.46,04,021 out of the contribution of Rs.50,00,000 received from Authority Fund and after taking into account the interest on deposits and annual fees, the balance amount of Rs.23,09,072 is transferred to Gene Fund Account.

10. Current Liabilities

- Out of Rs. 1,32,817 payable as on 31.03.2012, a sum of Rs. 99,703 has been paid during the year, leaving a balance of Rs 33,114 which is under process of settlement. A sum of Rs.1,01,494 is payable on account of NPS for the year 2012-13.
- To meet the liability on account of C.P.F of Ex-chairperson, a recurring deposit account was operated. During the year on retirement of the Chairperson in December, 2012 C.P.F recurring deposit account was encashed and the liability on account of C.P.F. was paid and settled.
- Pending settlement of dispute, no provision has been made for reimbursement of medical expenses for last two quarters of 2012-13 to staff engaged on contract basis on regular pay scale.

11. Government Grants

In accordance with Accounting Standard (AS)-12 issued by the Institute of Chartered Accountants of India, grants related to depreciable assets are treated as deferred income which is recognized in the Income and Expenditure Account over the useful life of the asset. Accordingly fixed asset purchased during the year out of the grants received from the Government of India were added as contribution to Corpus/Capital Fund amounting to Rs.69,62,137 and depreciation charged during the year for Rs.35,83,531 was deducted from Corpus Fund by corresponding credit to Income & Expenditure Account as deferred income.

12. Retirement Benefits

- (A) **Gratuity:** Gratuity liability of the employees has been provided on actuarial valuation based upon total number of year of service rendered by the employee subject to a maximum amount of Rs. 10.00 Lacs. The summarized position of gratuity liability recognized in the balance sheet are as under

(In Rs.)

(a) Present value of obligation as on 31.03.2013	8,94,587.00
(b) Liability recognized in the balance sheet as provision	8,94,587.00

Actuarial Assumptions


Principal assumptions used for actuarial valuation are as under:

Method used - Projected unit credit method

Discounting rate 8.00%

Future salary increase 5.50%

- (B) **Leave Encashment** - The liability for earned leave to employee is ascertained based on actuarial valuation at the year end taking into account leave earned, encashment, availed, lapsed and compensated absence while in service and on exit as per rules of the Authority in accordance with AS-15(R).



JAI PRAKASH SINGH
Financial Adviser, PPV & FRA, Govt. of India
NASC Complex, New Delhi-110012



R.C. AGRAWAL
Registrar General, PPV & FRA, Govt. of India
NASC Complex, New Delhi-110012



R.R. Hanchinal
Chairperson, PPV & FRA, Govt. of India
NASC Complex, New Delhi-110012

The summarized position of earned leave liability including compensated absence as on 31.03.2013 is as under.

	Amount (In Rs.)
(a) Present value of obligation as on 31.03.2013	11,79,989,00
(b) Liability recognized in the balance sheet as provision	11,79,989,00

Actuarial Assumptions

Principal assumptions used for actuarial valuation are as under:

Method used - Projected unit credit method	
Discounting rate	8.00%
Future salary increase	5.50%

13. Foreign Currency Transactions


The Authority has paid US\$ 46576.69 amounting to Rs 26,24,015 on account of biennial contribution to ITPGREA for the year 2012 and 2013.

14. Prior Period Adjustment Account

The utilizations against advances given to various DUS Centres, Projects and Training Centres during 2011-12 was done on the basis of utilization certificate received up to the date of finalization of accounts for the year 2011-12. The utilization certificate received during the year 2012-13 relating to the period 2011-12 have therefore been accounted for under the head prior period expenses. Similarly for the income/expenses relating to earlier period for which no liability was created in the respective year, have also been accounted for in prior period adjustment account.

16. Previous Year Figures


Corresponding figures for the previous year have been regrouped/ reclassified wherever necessary to conform to current year classification.



JAI PRAKASH SINGH
Financial Adviser, PPV & FRA, Govt. of India
NASC Complex, New Delhi-110012



R.C. AGRAWAL
Registrar General, PPV & FRA, Govt. of India
NASC Complex, New Delhi-110012



R.R. Hanchinal
Chairperson, PPV & FRA, Govt. of India
NASC Complex, New Delhi-110012



कार्यालय महानिदेशक लेखा परीक्षा (केन्द्रीय व्यय)
Office of the Director General of Audit, (Central Expenditure)
इन्द्रप्रस्थ इस्टेट, नई दिल्ली-110 002
Indraprastha Estate, New Delhi -110 002

ए एम जी IV/एस ए आर/पी.पी.वी.एवं एफ.आर.ए./9-16/2013-14/1012 दिनांक 30/09/2013

सेवा में,

सचिव, भारत सरकार
कृषि मन्त्रालय,
कृषि एव को-ऑपरेशन विभाग
कृषि भवन,
नई दिल्ली-110001

विषय : वर्ष 2012-13 के लिए पौधा किस्म और कृषक अधिकार संरक्षण प्राधिकरण, नई दिल्ली
के लेखाओं पर पृथक लेखापरीक्षा प्रतिवेदन
महोदया/महोदय

मैं पौधा किस्म और कृषक अधिकार संरक्षण प्राधिकरण, नई दिल्ली के वर्ष 2012-13 के प्रमाणित वार्षिक लेखे की प्रति उसके प्रतिवेदन तथा लेखापरीक्षा प्रमाणपत्र की प्रति सहित संसद के पटल पर रखने के लिए संलग्न करता हूँ।

संसद को प्रस्तुत कर दस्तावेज की दो प्रतियाँ उस तिथि को दर्शाते हुए जब वे संसद को प्रस्तुत किये गए थे, इस कार्यालय को तथा भारत के नियंत्रक महालेखापरीक्षक के कार्यालय को भेजी जाए।

कृपया यह सुनिश्चित किया जाये कि पृथक लेखापरीक्षा प्रतिवेदन को संसद के दोनों सदनो के समक्ष प्रस्तुत करने से पहले वार्षिक लेखाओं को शासी निकाय (Governing Body) द्वारा अनुमोदित अवश्य करा लिया जाये तथा यह भी सुनिश्चित करें कि 2012-13 के लेखापरीक्षा प्रतिवेदन एवं लेखापरीक्षा प्रमाणपत्र को संसद के पटल पर रखने से पहले सभी पूर्व वर्षों के लेखापरीक्षा प्रतिवेदन एवं लेखापरीक्षा प्रमाणपत्र संसद के पटल पर प्रस्तुत किये जा चुके हों।

लेखापरीक्षा प्रतिवेदन का हिंदी अनुवाद एवं इसे जारी करने से सम्बन्धित सभी फार्मों को आपके निकाय द्वारा किया जाना ही अपेक्षित है। पृथक लेखापरीक्षा प्रतिवेदन का हिंदी अनुवाद जारी करते समय निम्नलिखित अस्वीकरण (disclaimer) अंकित करें।

“प्रस्तुत प्रतिवेदन मूल रूप से अंग्रेजी में लिखित पृथक लेखापरीक्षा प्रतिवेदन का हिंदी अनुवाद है। यदि इसमें कोई विसंगति परिलक्षित होती है तो अंग्रेजी में लिखित प्रतिवेदन मान्य होगा।”

संलग्नक: यथोपरी

भवदीय

हस्ता/-


उप निदेशक (ए एम जी -IV)

ए एम जी IV/एस ए आर/पी.पी.वी.एवं एफ.आर.ए./9-16/2013-14/1013 दिनांक: 30/09/2013

प्रति. प्रमाणित वार्षिक लेखे कि प्रति, उसके लेखापरीक्षा प्रतिवेदन तथा लेखापरीक्षा प्रमाणपत्र की प्रति सहित ~~उपरोक्त~~, पौधा किस्म और कृषक अधिकार संरक्षण प्राधिकरण, एन.ए.एस.सी. काम्प्लेक्स, (टोडा पुर के सामने) डी.पी.एस मार्ग, नई दिल्ली 110012 को आवश्यक कार्यवाही हेतु अग्रेषित की जाती है। वार्षिक लेखाओं की हिंदी प्रति की । प्रति आवश्यक कार्यवाही हेतु इस कार्यालय को भेजी जाए ।

संसद को प्रस्तुत कर दस्तावेज की दो प्रतियाँ उस तिथि को दर्शाते हुए, जब ये संसद को प्रस्तुत किये गए थे, इस कार्यालय को तथा भारत के नियंत्रक महालेखापरीक्षक के कार्यालय को भेजी जाए ।

संलग्नक:यथोपरी



उप निदेशक (ए एम जी -IV)

ए एम जी IV/एस ए आर/पी.पी.वी.एवं एफ.आर.ए./9-16/2013-14/

प्रति. प्रमाणित वार्षिक लेखे कि प्रति , उसके लेखापरीक्षा प्रतिवेदन तथा लेखापरीक्षा प्रमाणपत्र की प्रति सहित श्री मुखबैन सिंह, वरिष्ठ प्रशासन अधिकारी (रिपोर्ट ए बी), भारत के नियंत्रक महालेखापरीक्षक का कार्यालय, 9, दीन दयाल उपाध्याय मार्ग, नई दिल्ली-110124-को अग्रेषित की जाती है।

यह महानिदेशक लेखापरीक्षा, केंद्रीय व्यय के अनुमोदन से जारी किया जा रहा है।

संलग्नक:यथोपरी


उप निदेशक (ए एम जी -IV)

Separate Audit Report of the Comptroller & Auditor General of India on the Accounts of Protection of Plant Varieties & Farmers' Rights Authority (PPV&FRA) for the year ended 31 March 2013

1. We have audited the attached Balance Sheet of Protection of Plant Varieties & Farmers' Rights Authority (PPV&FRA) as at 31 March 2013 and the Income and Expenditure Account and Receipts and Payments Account for the year ended on that date under Section 19(2) of the Comptroller & Auditor General's (Duties, Powers & Conditions of Service) Act, 1971 read with Section 62 (2) of the PPV&FRA Act, 2001. These financial statements include the accounts of 2 units/branches of the PPV&FRA. These financial statements are the responsibility of the PPV&FRA's management. Our responsibility is to express an opinion on these financial statements based on our audit.
2. This Separate Audit Report contains the comments of the Comptroller & Auditor General of India (CAG) on the accounting treatment only with regard to classification, conformity with the best accounting practices, accounting standards and disclosure norms, etc. Audit observation on financial transactions with regard to compliance with the Laws, Rules & Regulation (Propriety and Regularity) and efficiency-cum-performance aspects, etc., if any, are reported through Inspection Reports/CAG's Audit Report separately.
3. We have conducted our audit in accordance with auditing standards generally accepted in India. These standards require that we plan and perform the audit to obtain reasonable assurance about whether the financial statements are free from material misstatements. An audit includes examining, on a test basis, evidences supporting the amounts and disclosures in the financial statements. An audit also includes assessing the accounting principles used and significant estimates made by management, as well as evaluating the overall presentation of financial statements. We believe that our audit provides a reasonable basis for our opinion.
4. Based on our audit, we report that:
 - (i) We have obtained all the information and explanation, which to the best of our knowledge and belief were necessary for the purpose of our audit.
 - (ii) The Balance Sheet, Income & Expenditure Account and Receipts and Payments Account dealt with by this report have been drawn up in uniform format of accounts as prescribed by the Government of India, Ministry of Finance.
 - (iii) In our opinion, proper books of accounts and other relevant records have been maintained by the PPV&FRA as required under Section 62 (1) of PPV&FR Act 1962 in so far as it appears from our examination of such books.
 - (iv) We further report that:
 - A. Grant- in -aid**
The Authority received Plan grant-in-aid during 2012-13 to the tune of Rs 16.02 crore (Rs 2.55 crore were received in the month of March 2013). It utilized Rs 15.89 crore (this includes an adjustment of previous years excess expenditure of Rs.1.61 lakh) leaving an unspent balance of Rs. 0.13 crore. 1
 - B. Management Letter**
Deficiencies which have not been included in the Audit Report have been brought to the notice of the Chairperson PPV&FRA, through a management letter issued separately for remedial action.
 - (v) Subject to our observations in the preceding paragraphs, we report that the Balance Sheet and Income & Expenditure Account and Receipts and Payments Account dealt with by this report are in agreement with the books of accounts.

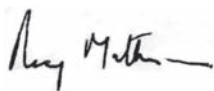
(vi) In our opinion and to the best of our information and according to the explanations given to us, the said financial statements read together with the Accounting Policies and Notes on Accounts, and subject to the significant matters stated above and other matters mentioned in Annexure to this Audit Report, give a true and fair view in conformity with accounting principles generally accepted in India.

a. In so far as it relates to the Balance Sheet, of the state of affairs of the Protection of Plant Varieties & Farmers' Rights Authority as at 31 March, 2013 and

b. In so far as it relates to Income and Expenditure Account of the surplus for the year ended on that date.

For and on behalf of the C&AG of India

Place: New Delhi
Dated: 30.09.2013


Director (General of Audit
Central Expenditure)

Annexure

1. Adequacy of internal audit system

Authority has no separate internal audit department due to shortage of regular staff. However the internal audit for the year 2012-13 was conducted by Chartered Accountant.

2. Adequacy of internal control system

There is a deficient Internal Control System in the authority as is evident from the following observations.

The authority is giving grants-in-aid/subsidies to various DUS Centres, Referral Labs, training centres and others and accounting the same as advance to these centres. On receipt of audited utilization certificate from the respective DUS Centres and others, actual expenditure incurred is debited to the respective accounts. Audit observed that as per Annexure C, E, G and 1 of the Accounts, the amount of advances ranging from Rs. 65 lakh to Rs. 2.53 crore were lying outstanding with these centres due to following discrepancies:

1. In many cases advances to these centres were given without proper verification of U.C.s. and without proper assessment of requirement.
2. In spite of sufficient amount of the opening balance lying unspent with the training centres, fresh advances were given which were further left unspent resulting into unnecessary blockade of funds.

The Authority needs to evolve an effective financial control system for accounting and utilisation of these advances. Proper monitoring/reviewing is also required to keep the blocking of funds at the minimum.

3. System of physical verification of fixed assets

The physical verification of fixed assets for the year 2012-13 had been conducted.

4. System of physical verification of inventory

The physical verification of stationery and consumables etc. had been conducted up to March 2013.

5. Regularity in payment of statutory dues

No payment over six months in respect of statutory dues like Income tax, sales tax, service tax, customs duty etc. were outstanding as on 31.3.2013.


MANAGEMENT'S REPLY

Point-wise reply on Separate Audit Report on the Annual Accounts of Protection of Plant Varieties and Farmers' Rights Authority, New Delhi for the year 2012-13.

COMMENTS BASED ON AUDIT	REPLY
4. i. We have obtained all the information and explanations, which to the best of our knowledge and belief were necessary for the purpose of our audit.	Being statement of fact needs no reply
ii. The Balance Sheet and Income & Expenditure Account/ Receipt & Payment Account dealt with by this report have been drawn up in the format of Accounts as prescribed by the Government of India, Ministry of Finance	Being statement of fact, needs no reply
iii. In our opinion, proper books of accounts and other relevant records have been maintained by the PPV&FRA as required under Section 62 of PPV&FRA Act, 2001 in so far as it appears from our examination of such books.	Being statement of fact, needs no reply
iv. (A) Grants-in-aid: The Authority received Plan grant-in-aid during 2012-13 to the tune of Rs. 16.02 crore (Rs.2.55 crore were received in the month of March,2013). It utilized Rs. 15.89 crore (This includes an adjustment of previous years excess expenditure of Rs. 1.61 lakh) leaving as unspent balance of Rs. 0.13crore	Being statement of fact, needs no reply
(B) Management Letter: Deficiencies which have not been included in the Audit Report have been brought to the notice of the Chairperson PPV&FRA, through a management letter issued separately for remedial action.	The suggestion of audit is noted for compliance
v. Subject to our observation in the preceding paragraphs, we report that the Balance Sheet and Income & Expenditure Account and Receipts and Payments Account dealt with by this report are in agreement with the books of accounts.	Being statement of fact, needs no reply



R.C. AGRAWAL
Registrar General, PPV & FRA, Govt. of India
NASC Complex, New Delhi-110012




R.R. Hanchinal
Chairperson, PPV & FRA, Govt. of India
NASC Complex, New Delhi-110012

<p>vi. In our opinion and to the best of our information and according to the explanations given to us, the said financial statements read together with the Accounting Policies and Notes on Accounts, and subject to the significant matters stated above and other matters mentioned in Annexure to this Audit Report, give a true and fair view in conformity with accounting principles generally accepted in India.</p> <p>(a) In so far as it relates to the Balance Sheet, of the state of affairs of the Protection of Plant Varieties & Farmers' Rights Authority, as at 31 March, 2013 and</p> <p>(b) In so far as it relates to Income and Expenditure Account of the surplus for the year ended on that date.</p>	<p>Being statement of fact, needs no reply</p>
--	--



R.C. AGRAWAL
Registrar General, PPV & FRA, Govt. of India
NASC Complex, New Delhi-110012




R.R. Hanchinal
Chairperson, PPV & FRA, Govt. of India
NASC Complex, New Delhi-110012

Annexure to Separate Audit Report	
Comments based on audit	Reply
<p>1. Adequacy of Internal audit System: Authority has no separate internal audit departments due to shortage of regular staff. However the internal audit for the year 2012-13 was conducted by Chartered Accountant.</p>	<p>The Authority has got no separate internal audit department due to shortage of regular staff in the accounts and finance section. A consultants has, however, been engaged to look after all the functions of internal audit, accounting and financial matters.</p> <p>The internal audit/ concurrent audit for the year 2012-13 was also conducted through a firm of Chartered Accountant.</p>
<p>2. Adequacy of Internal control System: There is a deficient Internal Control System in the authority as is evident from the following observations.</p> <p>The authority is giving grants-in-aid/ subsidies to various DUS Centres, referral labs, training centres and others and accounting the same as advance to these centres. On receipt of audited utilization certificate from the respective MDUS Centres and others, actual expenditure incurred is decided to the respective accounts. Audit observed that as per Annexure C.E.G and I of the Accounts, the amount of advances ranging from Rs. 65 lakh to Rs. 2.53 crore were lying outstanding with these centres due to following discrepancies:</p> <p>(i) In many cases advances to these were given without proper verification of U.C.s. and without proper assessment of requirement.</p> <p>(ii) In spite of sufficient amount of the opening balance lying unspent with the training centers, fresh advances were given which were further left unspent resulting into unnecessary blockade of funds.</p> <p>The Authority needs to evolve an effective financial control system for accounting and utilisation of these advances. Proper monitoring/reviewing is also required to keep the blocking of funds at the minimum.</p>	<p>Authority is following internal check and control system for payment and adjustment of advances to various DUS Centers, Referral Labs, Field Gene Banks and Training Centers : Point-wise discrepancies indicated in the report are clarified as under:-</p> <p>i. Centres-wise annual budget is prepared and the amount is released in two instalments subject to availability of funds</p> <p>ii. While releasing the 1st instalment of 50% receipt of utilisation certificate of advance released during last year and physical and financial progress report is ensured.</p> <p>iii. Outstanding debit balance, if any, as last day of the year, is adjusted from the amount payable against 1st instalment.</p> <p>iv. Concerned centers are reminded periodically to expedite the U.C and refund the unspent balance.</p> <p>Normally fresh advance for Training is not given, if UC against advance given earlier is not received. In case part of the amount is outstanding against the earlier advance, the same is adjusted from the fresh advance to be paid.</p> <p>As suggested by audit, Authority will again review the existing system and will evolve effective financial control system for accounting and utilisation of these advances. Existing monitoring/reviewing system shall also be examined and strengthened further.</p>
<p>3. System of physical verification of fixed assets</p> <p>The physical verification of fixed assets for the year 2012-13 had been conducted.</p>	<p>Being statement of fact, needs no reply</p>
<p>4. System of Physical verification of inventory</p> <p>The physical verification of stationery and consumables etc. had been conducted up to March, 2013.</p>	<p>Being statement of fact, needs no reply</p>
<p>5. Regularity in payment of statutory dues</p> <p>No payment over six months in respect of statutory dues like Income tax, sales tax, service tax, customs duty etc. were outstanding as on 31.3.2013.</p>	<p>Being statement of fact, needs no reply</p>



R.C. AGRAWAL
Registrar General, PPV & FRA, Govt. of India
NASC Complex, New Delhi-110012



R.R. Hanchinal
Chairperson, PPV & FRA, Govt. of India
NASC Complex, New Delhi-110012

Approved in 19th Meeting (under Agenda Item No. 13) of
Protection of Plant Varieties and Farmers' Rights Authority
held on 18th October, 2013 in New Delhi

